

PARTS LIST						
ITEM	QTY	PART NO.	PART DESCRIPTION	LENGTH	UNIT WT.	NET WT.
1	3	X-CSRT-PAD2	CSRT FOOTPAD WELDMENT		32.80	98.41
2	8	X-CSRT-TW	3-1/2" T-WELDMENT		4.93	39.41
3	16	X-CSRT-GP30	3" GUSSET PLATE	12 in	4.04	64.70
4	2	X-CSRT-P3096	2-7/8" DIA. PIPE X 96" LONG	96 in	49.12	98.23
5	4	X-CSRT-3096FW	CSRT FLANGE PIPE WELDMENT 2-7/8" x 96"		54.41	217.65
6	2	X-CSRT-P3048	2-7/8" DIA. PIPE X 48" LONG	48 in	24.50	48.99
7	6	X-CSRT-3048FW	CSRT FLANGE PIPE WELDMENT 2-7/8" x 48"		28.34	170.07
8	2	X-CSRT-P3072	2-7/8" DIA. PIPE X 72" LONG	72 in	36.81	73.61
9	8	X-UB1300	1/2" X 3" X 5" X 2" U-BOLT (HDG.)		0.70	5.57
10	12	SWA585	5/8" X 5" STAINLESS WEDGE ANCHOR		0.64	7.64
11	72	G1205	1/2" x 5" HDG HEX BOLT GR5 FULL THREAD	5 in	0.33	23.46
12	16	G1202	1/2" x 2" HDG HEX BOLT GR5	2 in	0.18	2.81
13	104	G12LW	1/2" HDG LOCKWASHER	1/8 in	0.01	1.45
14	176	G12FW	1/2" HDG USS FLATWASHER	3/32 in	0.03	6.00
15	104	G12NUT	1/2" HDG HEAVY 2H HEX NUT		0.07	7.45
16	4	PC278	3-1/2" FENCE POST CAP		0.46	1.84
					TOTAL WT. #	804.88

TOLERANCE NOTES

TOLERANCES ON DIMENSIONS, UNLESS OTHERWISE NOTED ARE:
SAWED, SHEARED AND GAS CUT EDGES ($\pm 0.030"$)
DRILLED AND GAS CUT HOLES ($\pm 0.030"$) - NO CONING OF HOLES
LASER CUT EDGES AND HOLES ($\pm 0.010"$) - NO CONING OF HOLES
BENDS ARE $\pm 1/2$ DEGREE
ALL OTHER MACHINING ($\pm 0.030"$)
ALL OTHER ASSEMBLY ($\pm 0.060"$)

PROPRIETARY NOTE:
THE DATA AND TECHNIQUES CONTAINED IN THIS DRAWING ARE PROPRIETARY INFORMATION OF VALMONT INDUSTRIES AND CONSIDERED A TRADE SECRET. ANY USE OR DISCLOSURE WITHOUT THE CONSENT OF VALMONT INDUSTRIES IS STRICTLY PROHIBITED.

DESCRIPTION
**CONSTRUCTOR-SET ROOF TOP -
3 PENETRATING LEGS, 12' 6" FACE, 4 MASTS**

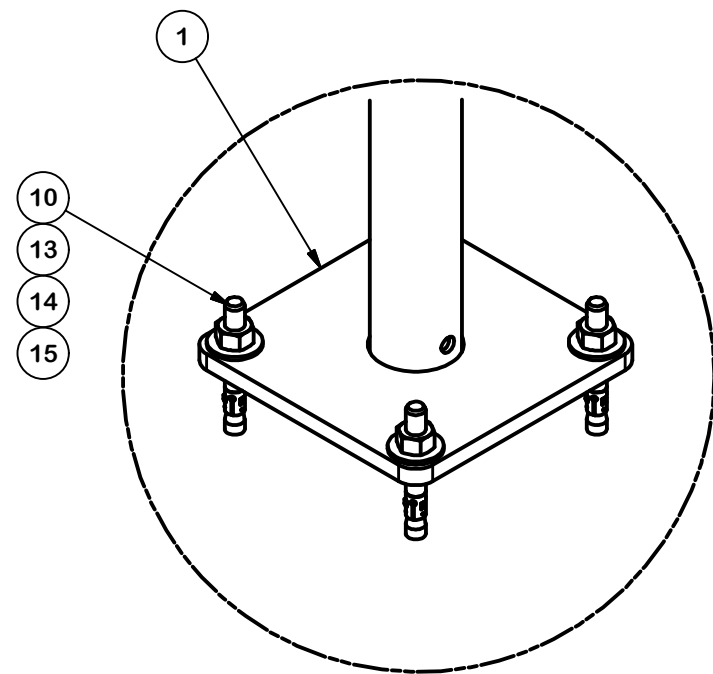
CPD NO.		DRAWN BY JFS 9/2/2021		ENG. APPROVAL	
CLASS 87	SUB 02	DRAWING USAGE CUSTOMER		CHECKED BY	



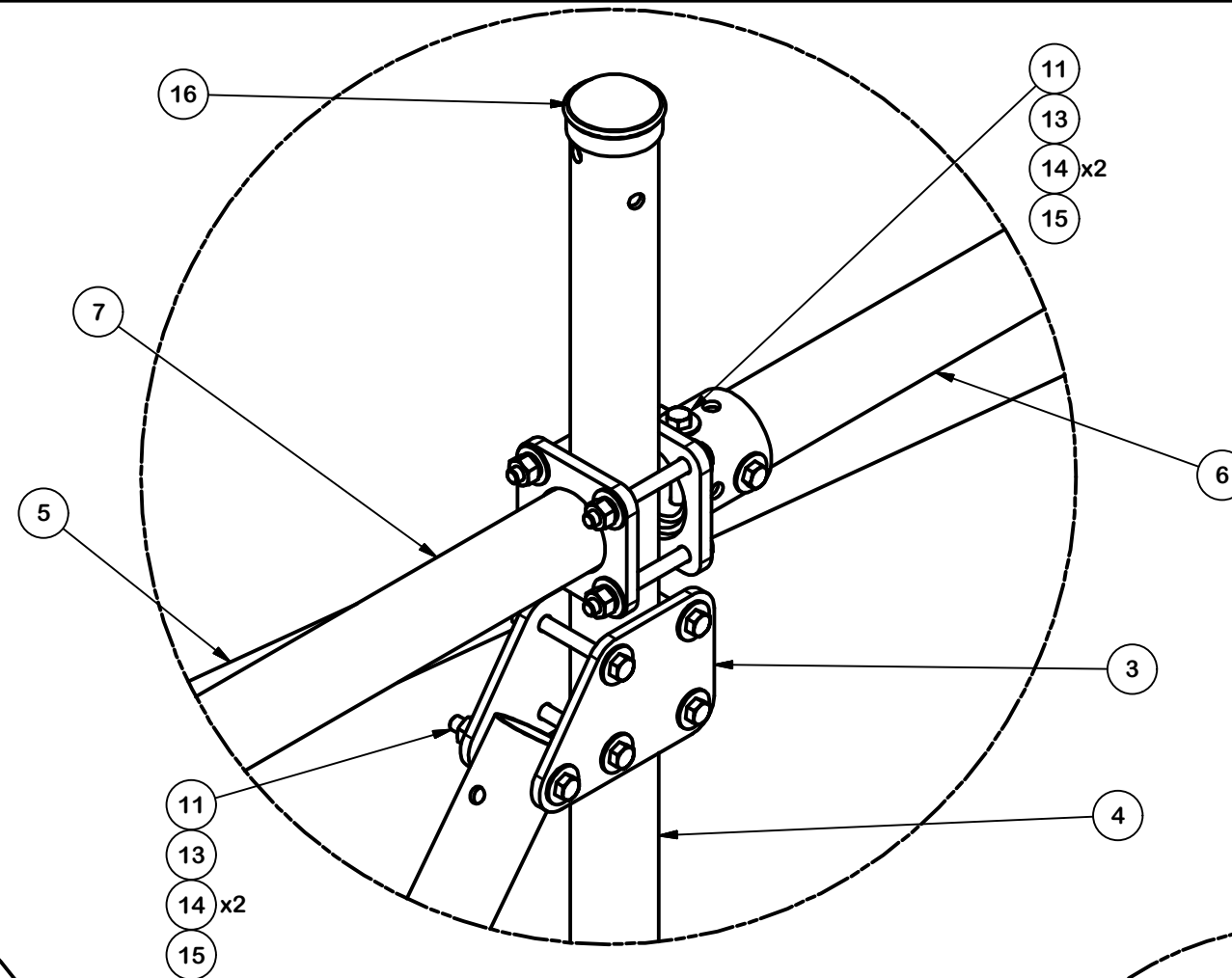
Locations:
New York, NY
Atlanta, GA
Los Angeles, CA
Plymouth, IN
Salem, OR
Dallas, TX

Engineering
Support Team:
1-888-753-7446

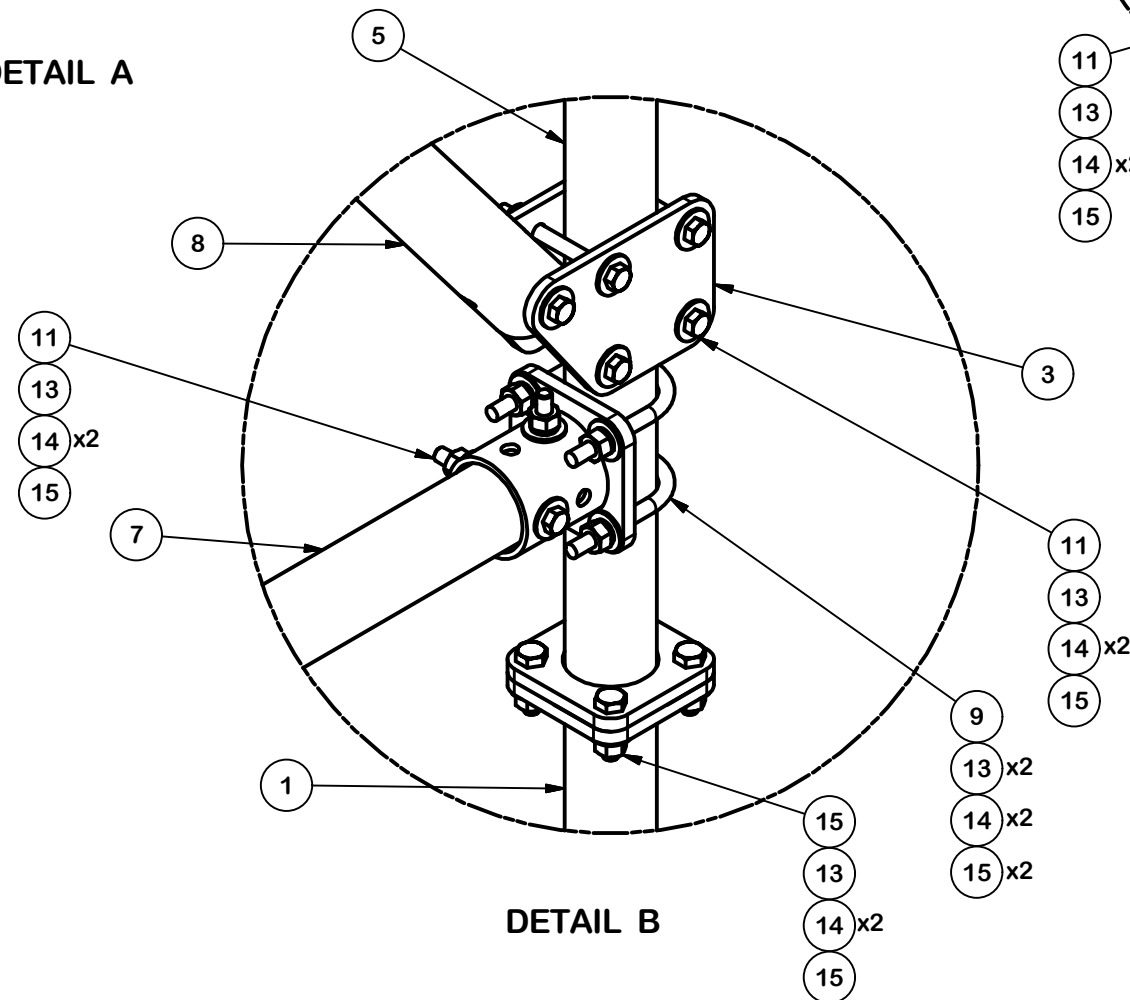
PART NO. CSRT-4P3-10128	PAGE 1 OF 3
DWG. NO. CSRT-4P3-10128	



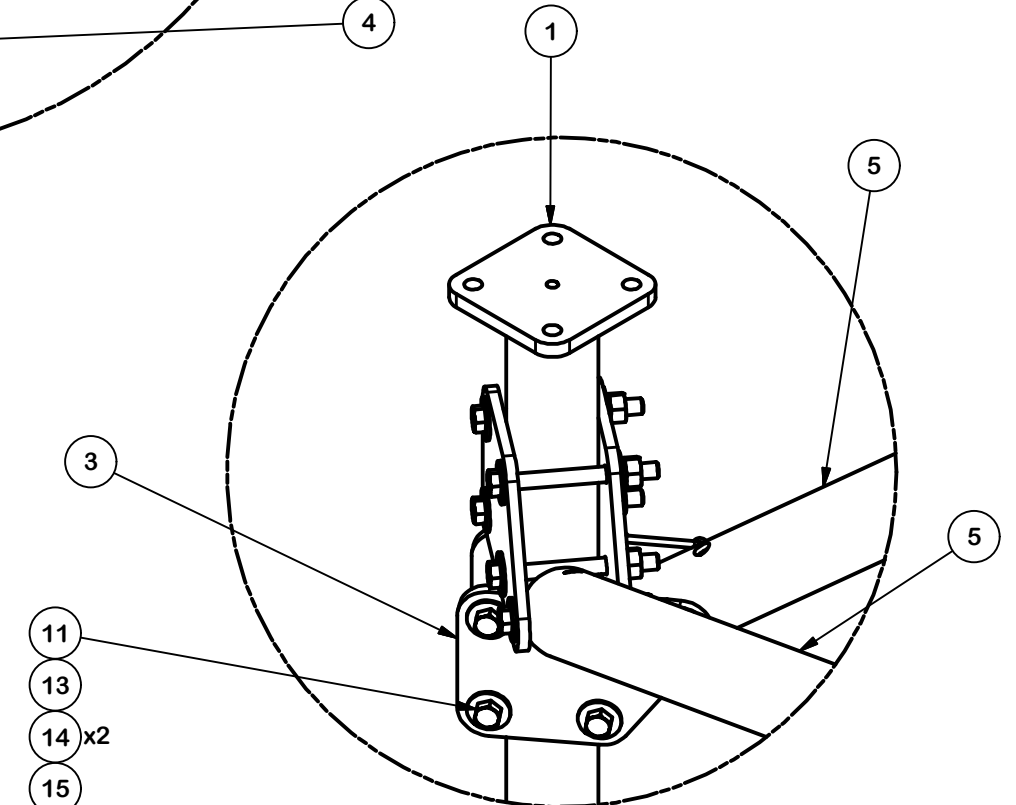
DETAIL A



DETAIL C



DETAIL B



DETAIL D

TOLERANCE NOTES

TOLERANCES ON DIMENSIONS, UNLESS OTHERWISE NOTED ARE:
 SAWED, SHEARED AND GAS CUT EDGES ($\pm 0.030"$)
 DRILLED AND GAS CUT HOLES ($\pm 0.030"$) - NO CONING OF HOLES
 LASER CUT EDGES AND HOLES ($\pm 0.010"$) - NO CONING OF HOLES
 BENDS ARE $\pm 1/2$ DEGREE
 ALL OTHER MACHINING ($\pm 0.030"$)
 ALL OTHER ASSEMBLY ($\pm 0.060"$)

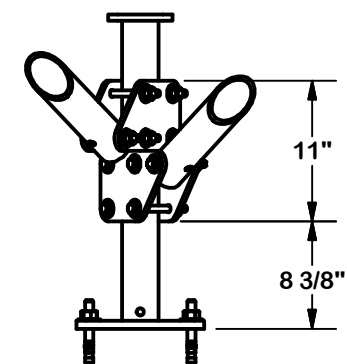
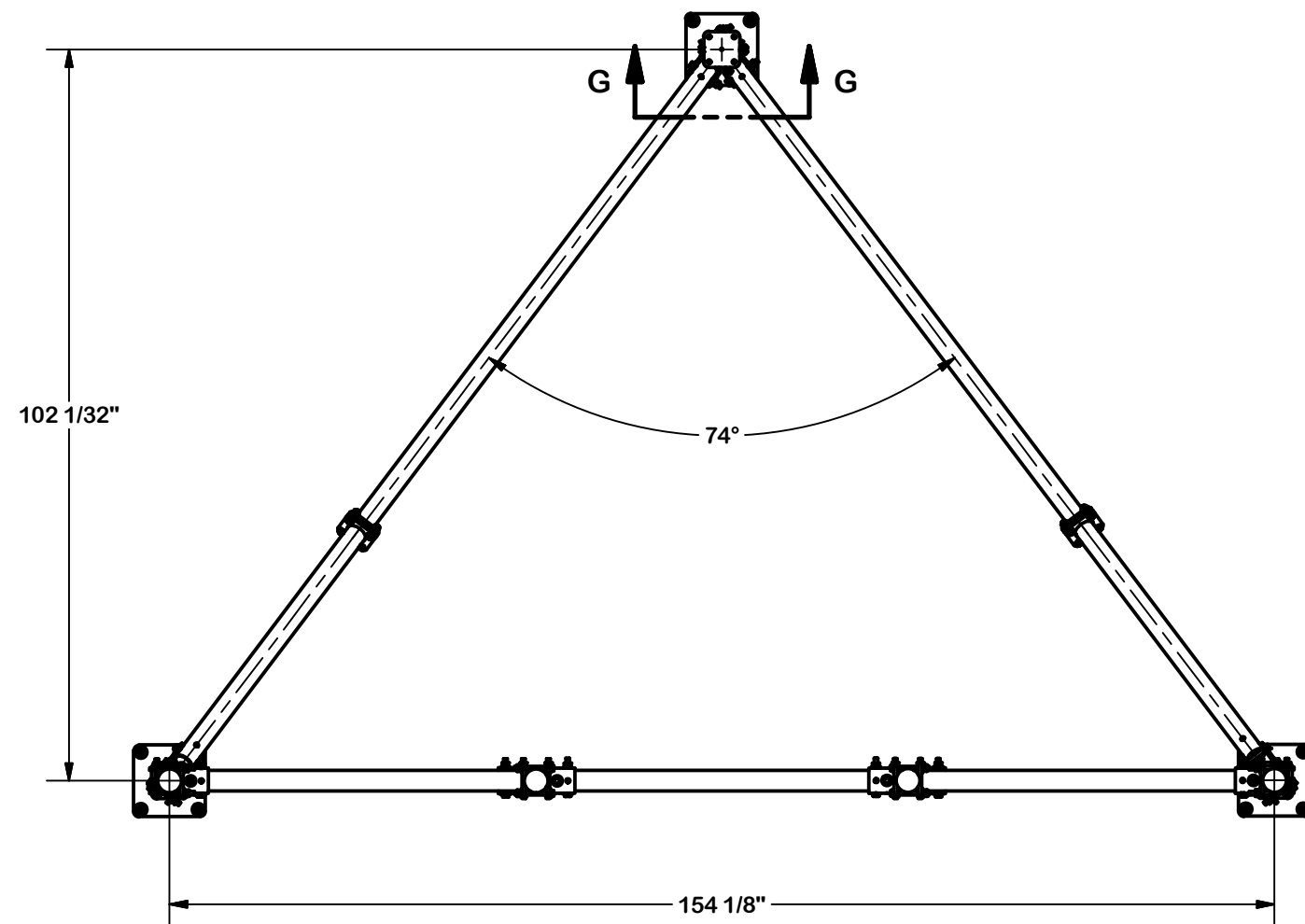
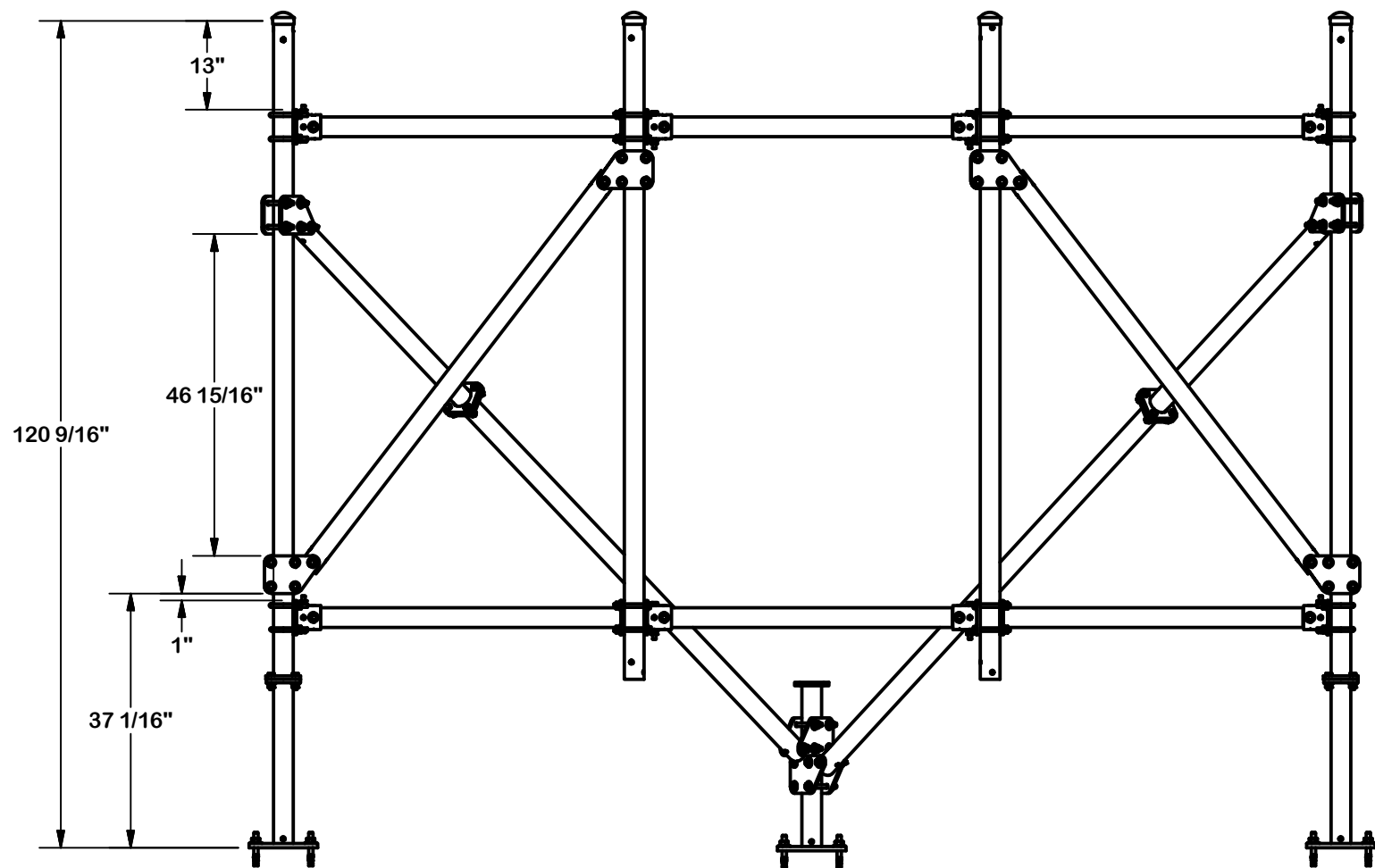
PROPRIETARY NOTE:
 THE DATA AND TECHNIQUES CONTAINED IN THIS DRAWING ARE PROPRIETARY INFORMATION OF VALMONT INDUSTRIES AND CONSIDERED A TRADE SECRET. ANY USE OR DISCLOSURE WITHOUT THE CONSENT OF VALMONT INDUSTRIES IS STRICTLY PROHIBITED.

DESCRIPTION
**CONSTRUCTOR-SET ROOF TOP -
 3 PENETRATING LEGS, 12' 6" FACE, 4 MASTS**

CPD NO.	DRAWN BY JFS	9/2/2021	ENG. APPROVAL
CLASS 87	SUB 02	DRAWING USAGE CUSTOMER	CHECKED BY

SITE PRO 1
 A valmont COMPANY
 Engineering Support Team:
 1-888-753-7446
 Locations:
 New York, NY
 Atlanta, GA
 Los Angeles, CA
 Plymouth, IN
 Salem, OR
 Dallas, TX

PART NO. CSRT-4P3-10128	PAGE 2 OF 3
DWG. NO. CSRT-4P3-10128	



SECTION G-G

TOLERANCE NOTES

TOLERANCES ON DIMENSIONS, UNLESS OTHERWISE NOTED ARE:
 SAWED, SHEARED AND GAS CUT EDGES ($\pm 0.030"$)
 DRILLED AND GAS CUT HOLES ($\pm 0.030"$) - NO CONING OF HOLES
 LASER CUT EDGES AND HOLES ($\pm 0.010"$) - NO CONING OF HOLES
 BENDS ARE $\pm 1/2$ DEGREE
 ALL OTHER MACHINING ($\pm 0.030"$)
 ALL OTHER ASSEMBLY ($\pm 0.060"$)

PROPRIETARY NOTE:
 THE DATA AND TECHNIQUES CONTAINED IN THIS DRAWING ARE PROPRIETARY INFORMATION OF VALMONT INDUSTRIES AND CONSIDERED A TRADE SECRET. ANY USE OR DISCLOSURE WITHOUT THE CONSENT OF VALMONT INDUSTRIES IS STRICTLY PROHIBITED.

DESCRIPTION
 CONSTRUCTOR-SET ROOF TOP -
 3 PENETRATING LEGS, 12' 6" FACE, 4 MASTS

CPD NO.	DRAWN BY JFS 9/2/2021	ENG. APPROVAL
CLASS 87	SUB 02	CHECKED BY CUSTOMER

SITE PRO 1
 A valmont COMPANY

Engineering Support Team:
 1-888-753-7446

Locations:
 New York, NY
 Atlanta, GA
 Los Angeles, CA
 Plymouth, IN
 Salem, OR
 Dallas, TX

PART NO. CSRT-4P3-10128	PAGE 3 OF 3
DWG. NO. CSRT-4P3-10128	