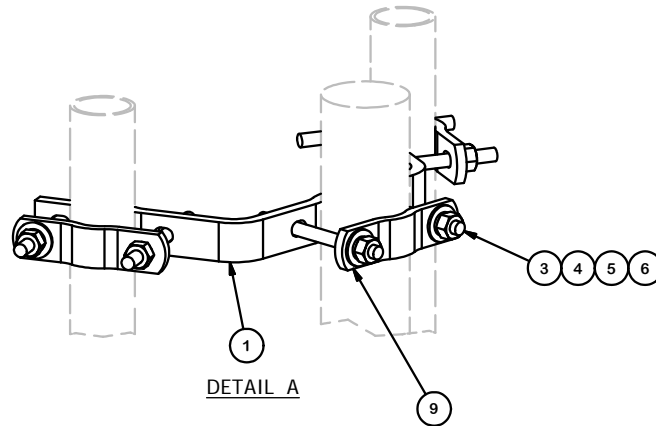
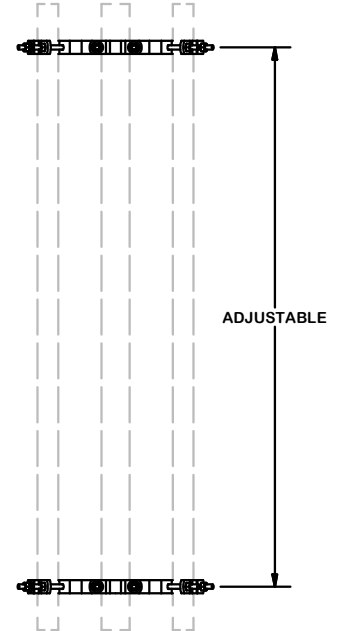
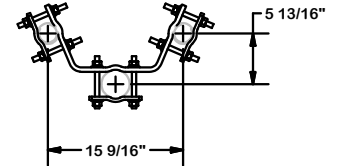


A

1-1/2" to 3-1/2" OD MOUNTING LEG OR ANTENNA PIPE.



DETAIL A



PARTS LIST						
ITEM	QTY	PART NO.	PART DESCRIPTION	LENGTH	UNIT WT.	NET WT.
1	2	X-DAC	DOUBLE ANTENNA MOUNT		5.36	10.72
3	12	G12R-6	1/2" x 6" GALV. THREADED ROD		0.33	4.01
4	24	G12FW	1/2" HDG USS FLATWASHER		0.03	0.82
5	24	G12LW	1/2" HDG LOCKWASHER		0.01	0.33
6	24	G12NUT	1/2" HDG HEAVY 2H HEX NUT		0.07	1.72
9	6	X-100064	CLAMP (S) (4" V-CLAMP) GALVANIZED		0.91	5.48
					TOTAL WT. #	24.75

TOLERANCE NOTES
 TOLERANCES ON DIMENSIONS, UNLESS OTHERWISE NOTED ARE:
 SAWED, SHEARED AND GAS CUT EDGES ($\pm 0.030"$)
 DRILLED AND GAS CUT HOLES ($\pm 0.030"$) - NO CONING OF HOLES
 LASER CUT EDGES AND HOLES ($\pm 0.010"$) - NO CONING OF HOLES
 BENDS ARE $\pm 1/2$ DEGREE
 ALL OTHER MACHINING ($\pm 0.030"$)
 ALL OTHER ASSEMBLY ($\pm 0.060"$)

PROPRIETARY NOTE:
 THE DATA AND TECHNIQUES CONTAINED IN THIS DRAWING ARE PROPRIETARY INFORMATION OF VALMONT INDUSTRIES AND CONSIDERED A TRADE SECRET. ANY USE OR DISCLOSURE WITHOUT THE CONSENT OF VALMONT INDUSTRIES IS STRICTLY PROHIBITED.

DESCRIPTION DOUBLE ANTENNA CLAMP ASSEMBLY		
CPD NO. 4725	DRAWN BY RH18 4/1/2010	ENG. APPROVAL
CLASS 81	SUB 01	DRAWING USAGE CUSTOMER
		CHECKED BY BMC 8/15/2013

 A valmont COMPANY	Locations: New York, NY Atlanta, GA Los Angeles, CA Plymouth, IN Salem, OR Dallas, TX
	Engineering Support Team: 1-888-753-7446
PART NO. DAC	
DWG. NO. DAC	

REV	DESCRIPTION OF REVISIONS	CPD	BY	DATE
A	REVISED X-DAC DESIGN	4725	RH18	9/23/2010
REVISION HISTORY				