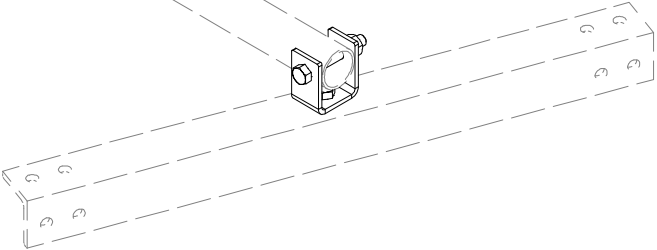


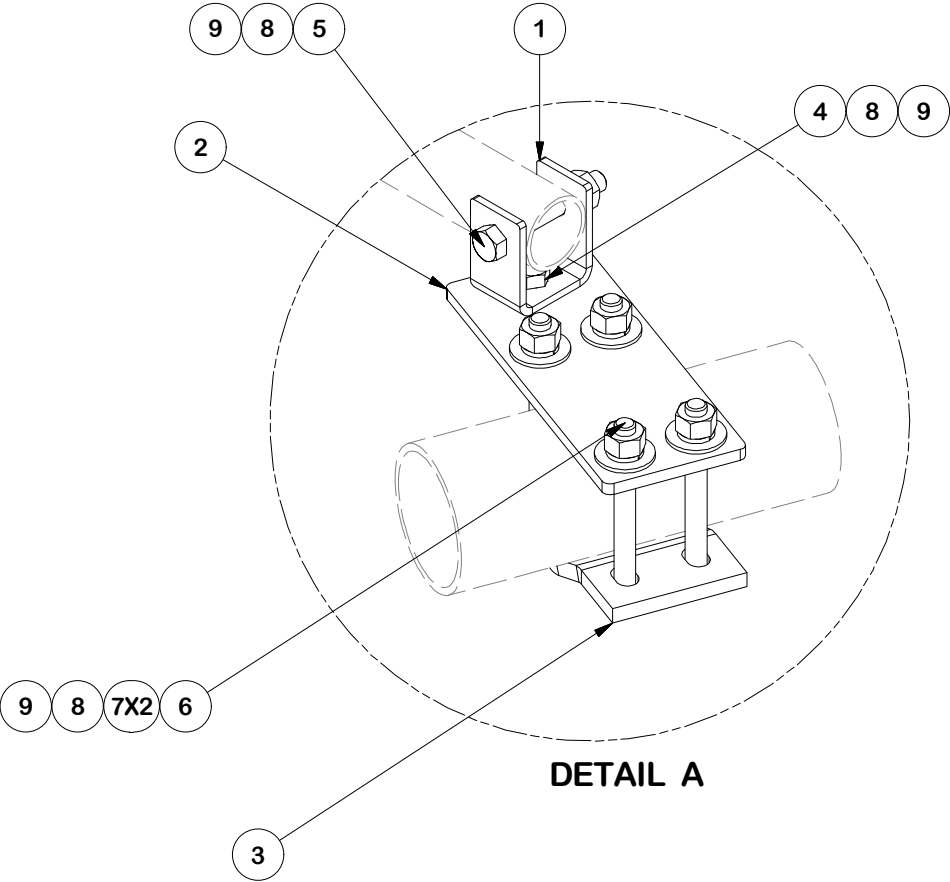
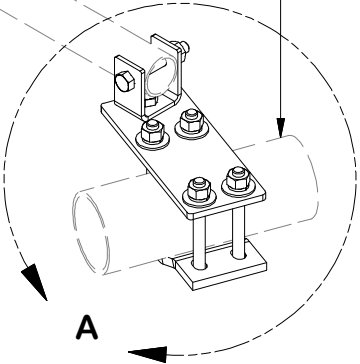
PARTS LIST						
ITEM	QTY	PART NO.	PART DESCRIPTION	LENGTH	UNIT WT.	NET WT.
1	2	BP2-875	FRONT TIE BACK BRACKET	8 3/4 in	1.24	2.48
2	2	PL375-4511	ADAPTER PLATE	11 in	5.37	10.74
3	2	V-CLAMP	LARGE V-CLAMP	8 21/32 in	5.55	11.09
4	2	A5802	5/8" x 2" HDG A325 HEX BOLT		0.27	0.54
5	2	A58414	5/8" x 4 1/4" HDG A325 HEX BOLT		0.48	0.96
6	8	G5806	5/8" x 6" HDG HEX BOLT GR5 FULL THREAD	6 in	0.62	4.94
7	16	G58FW	5/8" HDG USS FLATWASHER	1/8 in	0.07	1.13
8	12	G58LW	5/8" HDG LOCKWASHER		0.03	0.31
9	12	G58NUT	5/8" HDG HEAVY 2H HEX NUT		0.13	1.56
TOTAL WT. #						33.75

ORDER 2-3/8" O.D. PIPE SEPARATELY

FITS UP TO 4.5" O.D. PIPE



ANGLE CONNECTION



DETAIL A

FINISH:
HOT DIP GALVANIZED.

TOLERANCE NOTES

TOLERANCES ON DIMENSIONS, UNLESS OTHERWISE NOTED ARE:
SAWED, SHEARED AND GAS CUT EDGES (± 0.030")
DRILLED AND GAS CUT HOLES (± 0.030") - NO CONING OF HOLES
LASER CUT EDGES AND HOLES (± 0.010") - NO CONING OF HOLES
BENDS AND ANGLES ARE ± 1/2 DEGREE
ALL OTHER MACHINING (± 0.030")
ALL OTHER ASSEMBLY (± 0.060")

PROPRIETARY NOTE:
THE DATA AND TECHNIQUES CONTAINED IN THIS DRAWING ARE PROPRIETARY INFORMATION OF VALMONT INDUSTRIES AND CONSIDERED A TRADE SECRET. ANY USE OR DISCLOSURE WITHOUT THE CONSENT OF VALMONT INDUSTRIES IS STRICTLY PROHIBITED.

DESCRIPTION			
DOUBLE END TIE BACK KIT (NO PIPE)			
CPD NO.		DRAWN BY	ENG. APPROVAL
		CSL 6/23/2021	4/22/2021
CLASS	SUB	DRAWING USAGE	CHECKED BY
87	02	SHOP	BMC 4/22/2021

<div><div>SITE PRO 1</div><div>A valmont COMPANY</div></div>		Locations: New York, NY Atlanta, GA Los Angeles, CA Plymouth, IN Salem, OR Dallas, TX Tampa, FL	
Engineering Support Team: 1-888-753-7446		PART NO.	DET B-K-NP
		DWG. NO.	DET B-K-NP