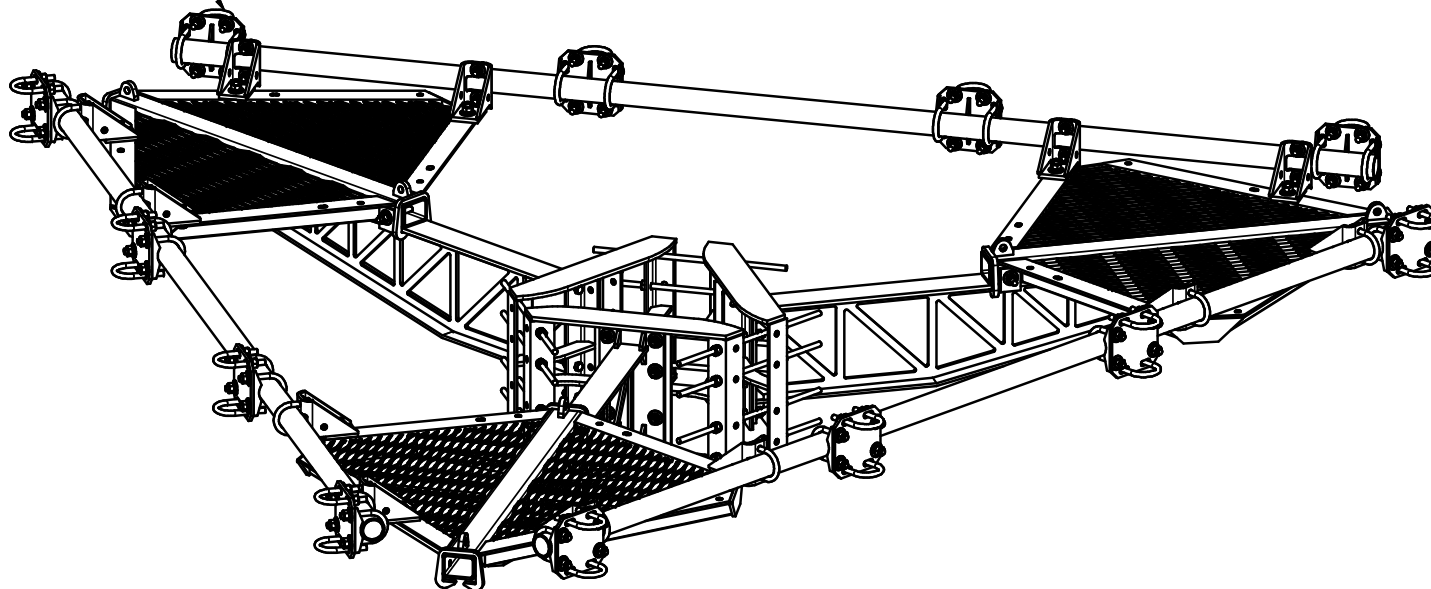


2-3/8" TO 2-7/8"
ANTENNA MOUNTING PIPES
(ORDERED SEPARATELY)



PARTS LIST						
ITEM	QTY	PART NO.	PART DESCRIPTION	LENGTH	UNIT WT.	NET WT.
1	3	X-LPP-CW	LOW PROFILE PLATFORM CORNER WELDMENT		198.75	596.26
2	3	X-LPP-SA12	SIDE ARM WELDMENT FOR 12' LOW PROFILE PLATFORMS		119.21	357.63
3	3	X-RM3HD	WELDMENT FOR 3-SIDED HEAVY DUTY RING MOUNT		84.42	253.25
4	12	X-LPP-PC	FACE PIPE CONNECTION BRACKET FORTRESS PLATFORM		7.01	84.11
5	12	X-SCX3-FR	FORTRESS CROSSOVER PLATE		6.61	79.37
6	12	X-LPP-A7	CORNER WELDMENT ATTACHMENT ANGLE	2 1/2 in	1.27	15.25
7	3	P30150	2-7/8" X 150" (2-1/2" SCH. 40) GALVANIZED PIPE	150 in	76.94	230.81
8	12	G58R-48	5/8" x 48" THREADED ROD (HDG.)	48 in	0.40	4.79
8	12	G58R-24	5/8" x 24" THREADED ROD (HDG.)	24 in	0.40	4.79
9	6	G58R-8	5/8" x 8" THREADED ROD (HDG.)		0.70	4.18
10	48	X-UB5300	5/8" X 3" X 5-1/4" X 2-1/2" U-BOLT (HDG.)		1.15	55.17
11	24	X-UB5258	5/8" X 2-5/8" X 4-1/2" X 2" U-BOLT (HDG.)		1.00	24.00
12	12	X-UB5304	5/8" X 3" X 4-1/4" X 2-1/2" U-BOLT (HDG.)		0.98	11.70
13	36	G58214	5/8" x 2-1/4" HDG HEX BOLT GR5		0.29	10.49
14	168	G58FW	5/8" HDG USS FLATWASHER	1/8 in	0.07	11.84
15	192	G58LW	5/8" HDG LOCKWASHER		0.03	5.01
16	192	G58NUT	5/8" HDG HEAVY 2H HEX NUT		0.13	24.94
TOTAL WT. #						1839.28

TOLERANCE NOTES

TOLERANCES ON DIMENSIONS, UNLESS OTHERWISE NOTED ARE:
 SAWED, SHEARED AND GAS CUT EDGES ($\pm 0.030"$)
 DRILLED AND GAS CUT HOLES ($\pm 0.030"$) - NO CONING OF HOLES
 LASER CUT EDGES AND HOLES ($\pm 0.010"$) - NO CONING OF HOLES
 BENDS ARE $\pm 1/2$ DEGREE
 ALL OTHER MACHINING ($\pm 0.030"$)
 ALL OTHER ASSEMBLY ($\pm 0.060"$)

PROPRIETARY NOTE:
 THE DATA AND TECHNIQUES CONTAINED IN THIS DRAWING ARE PROPRIETARY INFORMATION OF VALMONT INDUSTRIES AND CONSIDERED A TRADE SECRET. ANY USE OR DISCLOSURE WITHOUT THE CONSENT OF VALMONT INDUSTRIES IS STRICTLY PROHIBITED.

DESCRIPTION

12' FORTRESS™
TRI-PLATFORM MOUNT

CPD NO.	DRAWN BY CEK 8/9/2017	ENG. APPROVAL
CLASS 81	SUB 02	DRAWING USAGE CUSTOMER
	CHECKED BY BMC 8/30/2017	

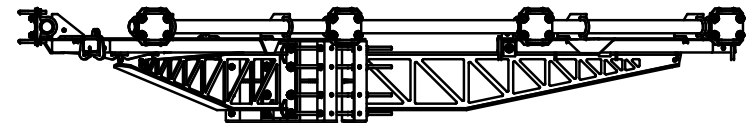
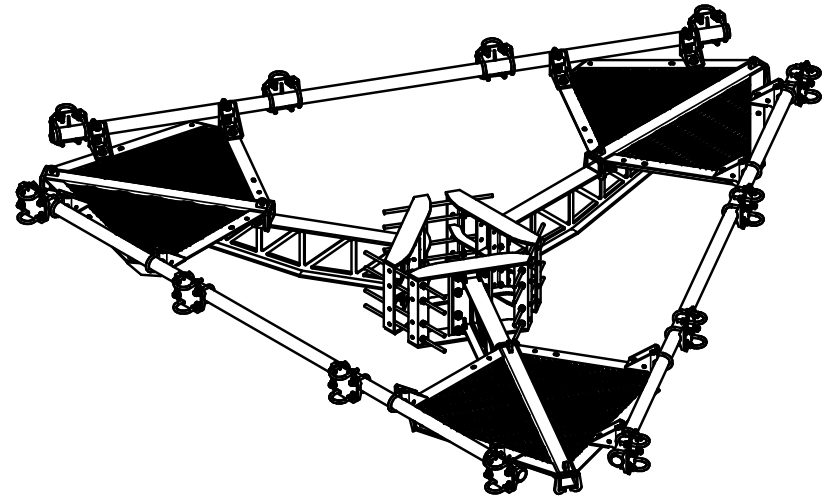
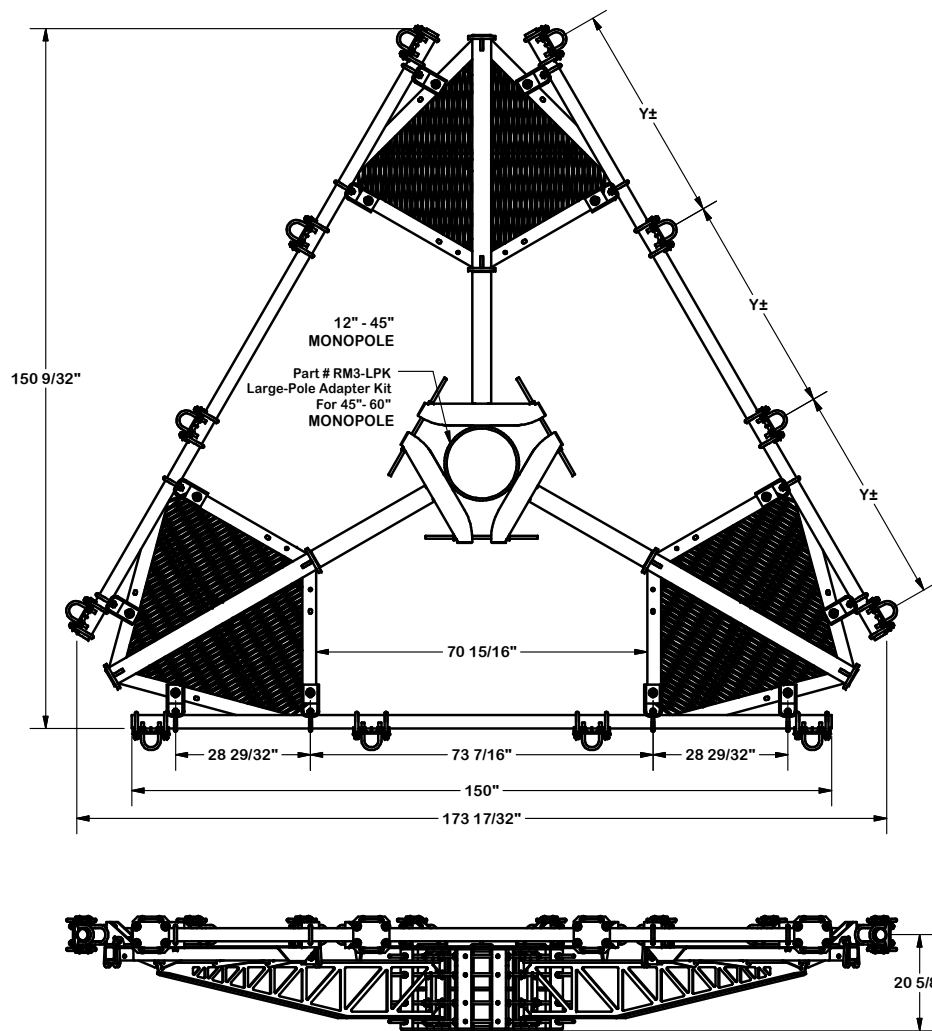


A valmont COMPANY

Engineering
Support Team:
1-888-753-7446

Locations:
New York, NY
Atlanta, GA
Los Angeles, CA
Plymouth, IN
Salem, OR
Dallas, TX

PART NO.	F3P-12
DWG. NO.	F3P-12



TOLERANCE NOTES

TOLERANCES ON DIMENSIONS, UNLESS OTHERWISE NOTED ARE:
 SAWED, SHEARED AND GAS CUT EDGES ($\pm 0.030"$)
 DRILLED AND GAS CUT HOLES ($\pm 0.030"$) - NO CONING OF HOLES
 LASER CUT EDGES AND HOLES ($\pm 0.010"$) - NO CONING OF HOLES
 BENDS ARE $\pm 1/2$ DEGREE
 ALL OTHER MACHINING ($\pm 0.030"$)
 ALL OTHER ASSEMBLY ($\pm 0.060"$)

PROPRIETARY NOTE:
 THE DATA AND TECHNIQUES CONTAINED IN THIS DRAWING ARE PROPRIETARY INFORMATION OF VALMONT INDUSTRIES AND CONSIDERED A TRADE SECRET. ANY USE OR DISCLOSURE WITHOUT THE CONSENT OF VALMONT INDUSTRIES IS STRICTLY PROHIBITED.

DESCRIPTION

12' FORTRESS™
 TRI-PLATFORM MOUNT

CPD NO.

DRAWN BY

CEK 8/9/2017

ENG. APPROVAL

CLASS SUB

81 02

DRAWING USAGE

CUSTOMER

CHECKED BY

BMC 8/30/2017

PART NO.

F3P-12

DWG. NO.

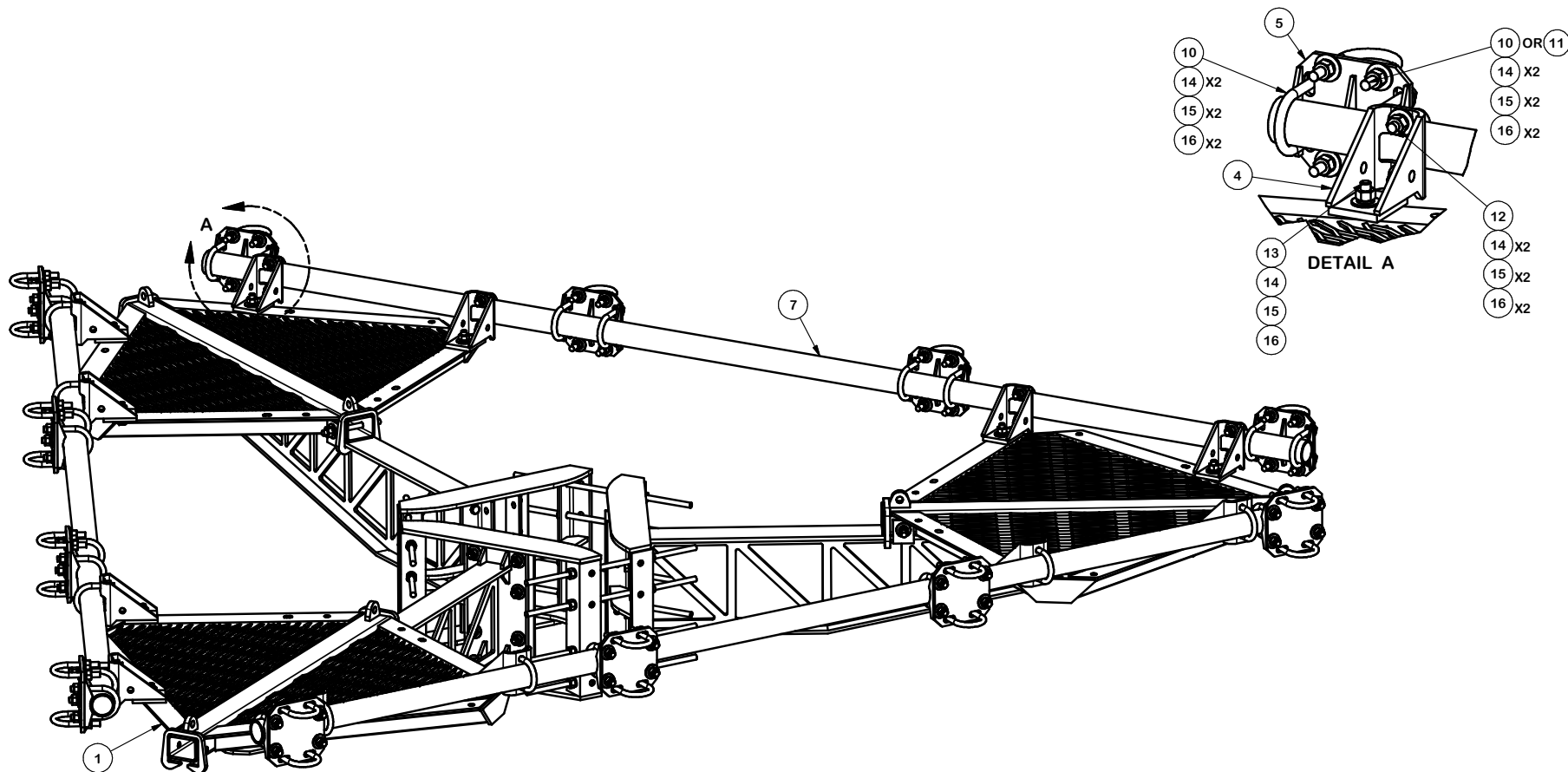
F3P-12



A valmont COMPANY

Engineering
 Support Team:
 1-888-753-7446

Locations:
 New York, NY
 Atlanta, GA
 Los Angeles, CA
 Plymouth, IN
 Salem, OR
 Dallas, TX



TOLERANCE NOTES

TOLERANCES ON DIMENSIONS, UNLESS OTHERWISE NOTED ARE:
 SAWED, SHEARED AND GAS CUT EDGES ($\pm 0.030"$)
 DRILLED AND GAS CUT HOLES ($\pm 0.030"$) - NO CONING OF HOLES
 LASER CUT EDGES AND HOLES ($\pm 0.010"$) - NO CONING OF HOLES
 BENDS ARE $\pm 1/2$ DEGREE
 ALL OTHER MACHINING ($\pm 0.030"$)
 ALL OTHER ASSEMBLY ($\pm 0.060"$)

PROPRIETARY NOTE:
 THE DATA AND TECHNIQUES CONTAINED IN THIS DRAWING ARE PROPRIETARY INFORMATION OF VALMONT INDUSTRIES AND CONSIDERED A TRADE SECRET. ANY USE OR DISCLOSURE WITHOUT THE CONSENT OF VALMONT INDUSTRIES IS STRICTLY PROHIBITED.

DESCRIPTION

12' FORTRESS™
 TRI-PLATFORM MOUNT

CPD NO.	DRAWN BY CEK 8/9/2017	ENG. APPROVAL
CLASS 81	SUB 02	DRAWING USAGE CUSTOMER
	CHECKED BY BMC 8/30/2017	

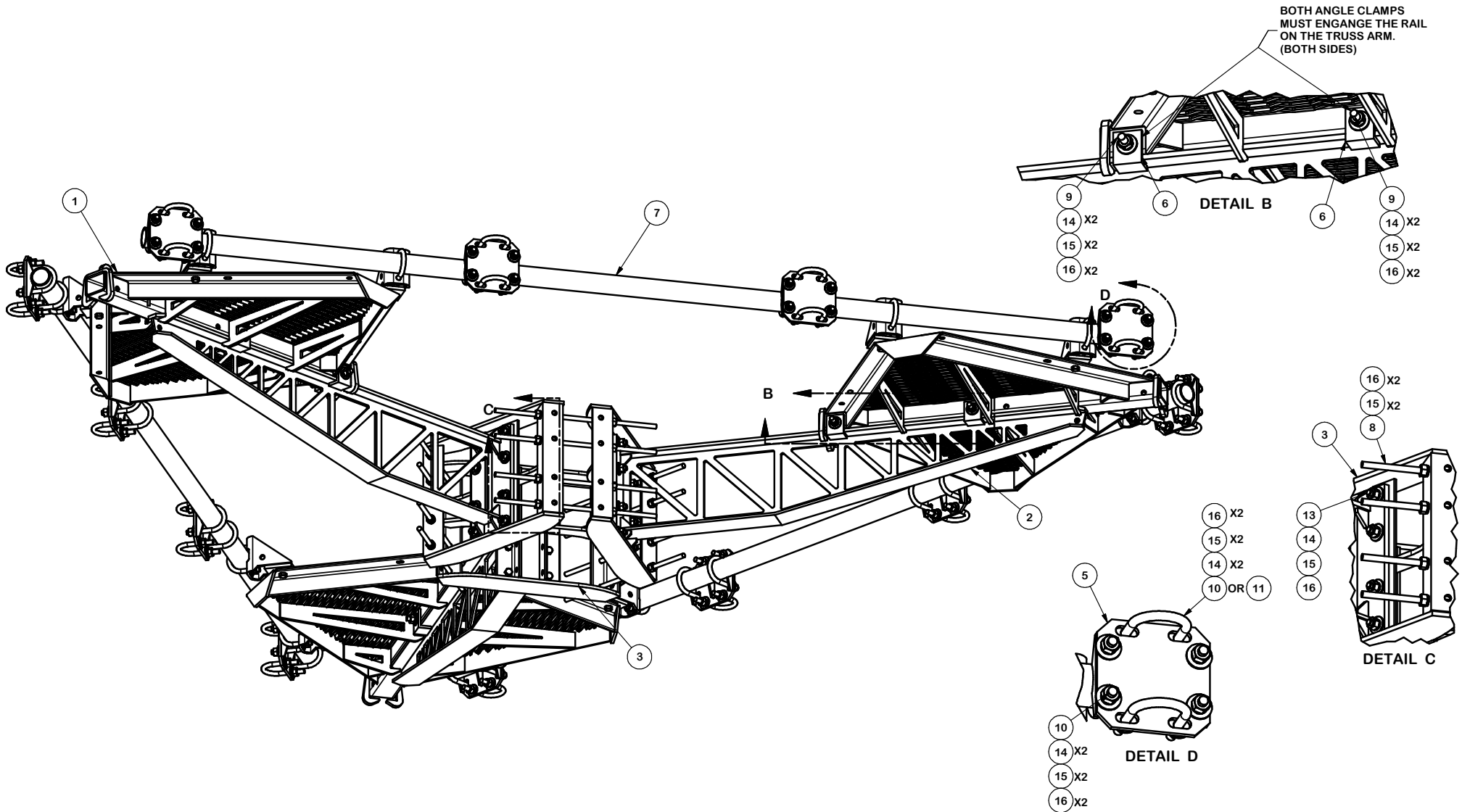


A valmont COMPANY

Engineering
 Support Team:
 1-888-753-7446

Locations:
 New York, NY
 Atlanta, GA
 Los Angeles, CA
 Plymouth, IN
 Salem, OR
 Dallas, TX

PART NO.	F3P-12
DWG. NO.	F3P-12



TOLERANCE NOTES

TOLERANCES ON DIMENSIONS, UNLESS OTHERWISE NOTED ARE:
 SAWED, SHEARED AND GAS CUT EDGES ($\pm 0.030"$)
 DRILLED AND GAS CUT HOLES ($\pm 0.030"$) - NO CONING OF HOLES
 LASER CUT EDGES AND HOLES ($\pm 0.010"$) - NO CONING OF HOLES
 BENDS ARE $\pm 1/2$ DEGREE
 ALL OTHER MACHINING ($\pm 0.030"$)
 ALL OTHER ASSEMBLY ($\pm 0.060"$)

PROPRIETARY NOTE:
 THE DATA AND TECHNIQUES CONTAINED IN THIS DRAWING ARE PROPRIETARY INFORMATION OF VALMONT INDUSTRIES AND CONSIDERED A TRADE SECRET. ANY USE OR DISCLOSURE WITHOUT THE CONSENT OF VALMONT INDUSTRIES IS STRICTLY PROHIBITED.

DESCRIPTION

12' FORTRESS™
 TRI-PLATFORM MOUNT

CPD NO.	DRAWN BY CEK 8/9/2017	ENG. APPROVAL
CLASS 81	SUB 02	DRAWING USAGE CUSTOMER
	CHECKED BY BMC 8/30/2017	



Engineering
 Support Team:
 1-888-753-7446

Locations:
 New York, NY
 Atlanta, GA
 Los Angeles, CA
 Plymouth, IN
 Salem, OR
 Dallas, TX

PART NO.	F3P-12
DWG. NO.	F3P-12