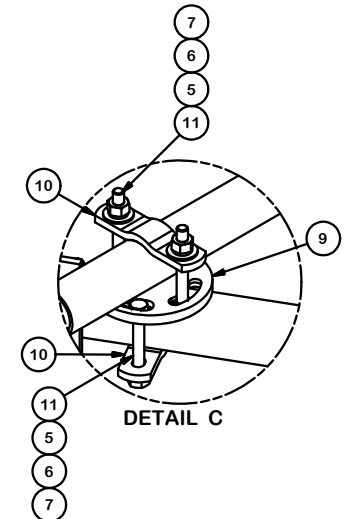
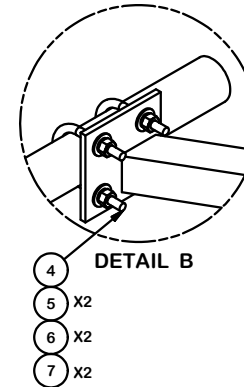
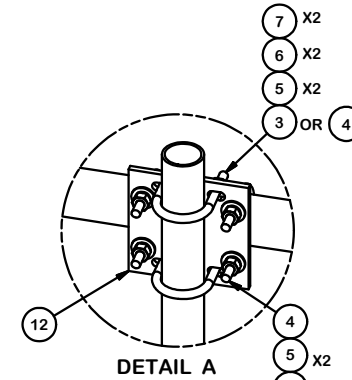


PARTS LIST						
ITEM	QTY	PART NO.	PART DESCRIPTION	LENGTH	UNIT WT.	NET WT.
1	3	P30150	2-7/8" O.D. X 150" SCH. 40 PIPE	150 in	76.94	230.81
2	3	X-AHCP	ANGLE HANDRAIL CORNER PLATE		12.92	38.76
3	24	X-UB1212	1/2" X 2-1/2" X 4-1/2" X 2" U-BOLT (HDG.)		0.73	17.56
4	60	X-UB1300	1/2" X 3" X 5" X 2" U-BOLT (HDG.)		0.73	43.90
5	144	G12FW	1/2" HDG USS FLATWASHER		0.03	4.91
6	144	G12LW	1/2" HDG LOCKWASHER		0.01	2.00
7	144	G12NUT	1/2" HDG HEAVY 2H HEX NUT		0.07	10.31
8	3	P272	2-3/8" X 72" SCH 40 GALVANIZED PIPE	72 in	23.07	69.20
9	6	X-127594	FLAT DISK CLAMP PLATE 4" CENTERS (GALVANIZED)		2.48	14.90
10	12	X-100064	CLAMP (S) (4" V-CLAMP) GALVANIZED		0.91	10.95
11	24	G1204	1/2" x 4" HDG HEX BOLT GR5 FULL THREAD	4 in	0.27	6.48
12	12	SCX2	CROSSOVER PLATE	7 in	4.80	57.56
					TOTAL WT. #	502.34



TOLERANCE NOTES

TOLERANCES ON DIMENSIONS, UNLESS OTHERWISE NOTED ARE:
 SAWED, SHEARED AND GAS CUT EDGES ($\pm 0.030"$)
 DRILLED AND GAS CUT HOLES ($\pm 0.030"$) - NO CONING OF HOLES
 LASER CUT EDGES AND HOLES ($\pm 0.010"$) - NO CONING OF HOLES
 BENDS ARE $\pm 1/2$ DEGREE
 ALL OTHER MACHINING ($\pm 0.030"$)
 ALL OTHER ASSEMBLY ($\pm 0.060"$)

PROPRIETARY NOTE:
 THE DATA AND TECHNIQUES CONTAINED IN THIS DRAWING ARE PROPRIETARY INFORMATION OF VALMONT INDUSTRIES AND CONSIDERED A TRADE SECRET. ANY USE OR DISCLOSURE WITHOUT THE CONSENT OF VALMONT INDUSTRIES IS STRICTLY PROHIBITED.

DESCRIPTION
HEAVY DUTY HANDRAIL KIT FOR 12' PLATFORMS WITH 2-7/8" HANDRAIL PIPES

SITE PRO 1
 Engineering Support Team:
 1-888-753-7446
 Locations:
 New York, NY
 Atlanta, GA
 Los Angeles, CA
 Plymouth, IN
 Salem, OR
 Dallas, TX

CPD NO.	DRAWN BY	ENG. APPROVAL
CLASS	DRAWING USAGE	CHECKED BY
81	01	CUSTOMER
		4/6/2015
		4/7/2015

PART NO.	HRK12-3HD
DWG. NO.	HRK12-3HD