

DIRECT BURIAL FOOTING

PARTS LIST						
ITEM	QTY	PART NO.	PART DESCRIPTION	LENGTH	UNIT WT.	NET WT.
1	1	GRS7	7" GRIP STRUT	120 in	33.02	33.02
2	2	HHD12	12" CANTILEVER WELDMENT		8.01	16.02
3	2	P3160	3" SCH. 40 PIPE (3.5" O.D. x 0.216" WALL) A500	160 in	101.25	202.50
4	2	PC312	3-1/2" FENCE POST CAP		0.59	1.17
5	4	X-UB1358	1/2" X 3-5/8" X 5-1/2" X 3" U-BOLT (HDG.)		0.66	2.63
6	8	G12FW	1/2" HDG USS FLATWASHER		0.03	0.27
7	8	G12LW	1/2" HDG LOCKWASHER		0.01	0.11
8	8	G12NUT	1/2" HDG HEAVY 2H HEX NUT		0.07	0.57
9	4	SPLICE	SPLICE FOR GRIP STRUT	7 3/8 in	0.53	2.10
10	16	G38FW	3/8" HDG USS FLATWASHER		0.01	0.19
11	8	G38LW	3/8" HDG LOCKWASHER		0.01	0.05
12	8	G38NUT	3/8" HDG HEAVY 2H HEX NUT		0.03	0.27
13	8	G38212	3/8" x 4" HDG HEX BOLT GR5		0.15	1.24
					TOTAL WT. #	260.60

TOLERANCE NOTES

TOLERANCES ON DIMENSIONS, UNLESS OTHERWISE NOTED ARE:
 SAWED, SHEARED AND GAS CUT EDGES ($\pm 0.030"$)
 DRILLED AND GAS CUT HOLES ($\pm 0.030"$) - NO CONING OF HOLES
 LASER CUT EDGES AND HOLES ($\pm 0.010"$) - NO CONING OF HOLES
 BENDS ARE $\pm 1/2$ DEGREE
 ALL OTHER MACHINING ($\pm 0.030"$)
 ALL OTHER ASSEMBLY ($\pm 0.060"$)

PROPRIETARY NOTE:
 THE DATA AND TECHNIQUES CONTAINED IN THIS DRAWING ARE PROPRIETARY INFORMATION OF VALMONT INDUSTRIES AND CONSIDERED A TRADE SECRET. ANY USE OR DISCLOSURE WITHOUT THE CONSENT OF VALMONT INDUSTRIES IS STRICTLY PROHIBITED.

DESCRIPTION
 ICE BRIDGE WITH
 7" GRIP STRUT
 CUSHION HANGERS

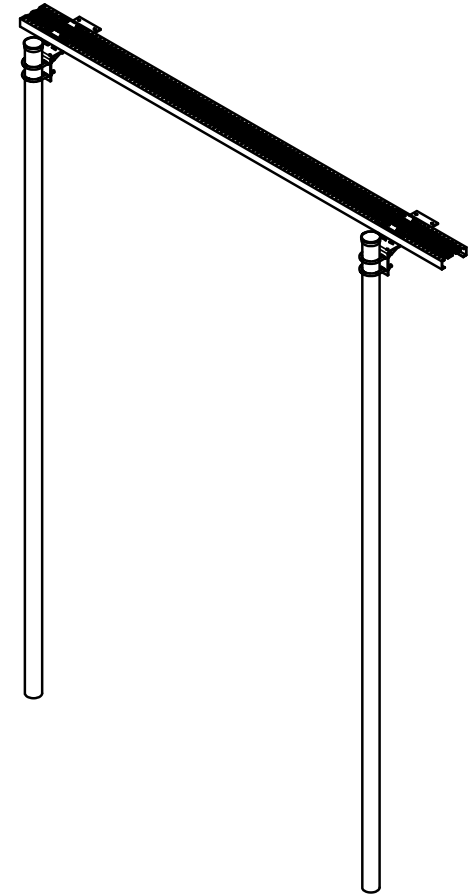

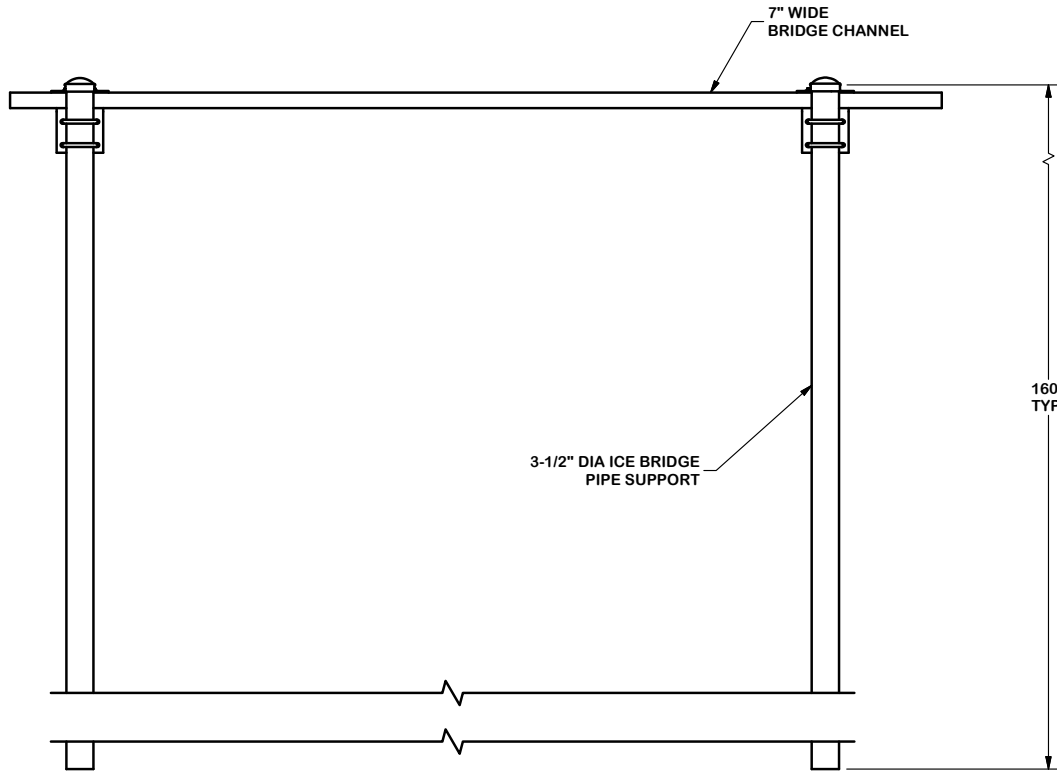
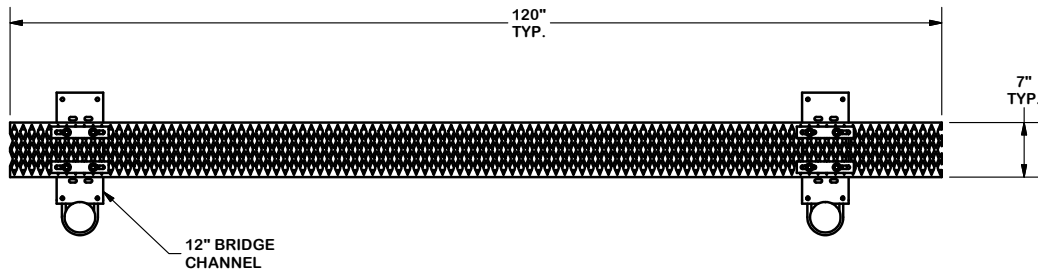


Engineering
 Support Team:
 1-888-753-7446

Locations:
 New York, NY
 Atlanta, GA
 Los Angeles, CA
 Plymouth, IN
 Salem, OR
 Dallas, TX

CPD NO.	DRAWN BY CEK 2/17/2011	ENG. APPROVAL
CLASS 81	SUB 02	DRAWING USAGE CUSTOMER
	CHECKED BY BMC 2/18/2011	

PART NO.	IB7D
DWG. NO.	IB7D



TOLERANCE NOTES

TOLERANCES ON DIMENSIONS, UNLESS OTHERWISE NOTED ARE:
 SAWED, SHEARED AND GAS CUT EDGES ($\pm 0.030"$)
 DRILLED AND GAS CUT HOLES ($\pm 0.030"$) - NO CONING OF HOLES
 LASER CUT EDGES AND HOLES ($\pm 0.010"$) - NO CONING OF HOLES
 BENDS ARE $\pm 1/2$ DEGREE
 ALL OTHER MACHINING ($\pm 0.030"$)
 ALL OTHER ASSEMBLY ($\pm 0.060"$)

PROPRIETARY NOTE:
 THE DATA AND TECHNIQUES CONTAINED IN THIS DRAWING ARE PROPRIETARY INFORMATION OF VALMONT INDUSTRIES AND CONSIDERED A TRADE SECRET. ANY USE OR DISCLOSURE WITHOUT THE CONSENT OF VALMONT INDUSTRIES IS STRICTLY PROHIBITED.

DESCRIPTION
 ICE BRIDGE WITH
 7" GRIP STRUT
 CUSHION HANGERS

CPD NO.	DRAWN BY	ENG. APPROVAL
CLASS	DRAWING USAGE	CHECKED BY
81	02	CUSTOMER
	CEK 2/17/2011	BMC 2/18/2011



Engineering
 Support Team:
 1-888-753-7446

Locations:
 New York, NY
 Atlanta, GA
 Los Angeles, CA
 Plymouth, IN
 Salem, OR
 Dallas, TX

PART NO.	IB7D
DWG. NO.	IB7D