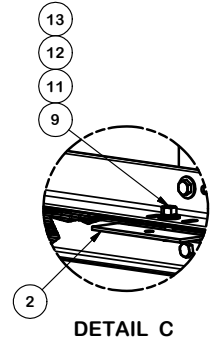
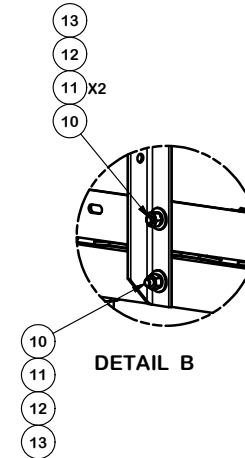
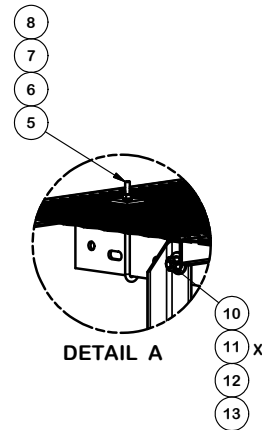


PARTS LIST						
ITEM	QTY	PART NO.	PART DESCRIPTION	LENGTH	UNIT WT.	NET WT.
1	4	X-MCOVUP	UPRIGHT SUPPORT FOR MCOV-4 & MCOV-6	120 in	32.17	128.68
2	4	X-MUPBP	BACKING PLATE FOR X-MCOVUP		4.46	17.84
3	4	X-MCOV4	HORIZONTAL SUPPORT ANGLE FOR MCOV-4	47 7/8 in	27.35	109.42
4	2	GRS24	24" X 10' GRIP SPAN BRIDGE CHANNEL		67.98	135.95
5	8	X-JB8	J-BOLT, 3/8" X 8" X 6" THREADED		0.33	2.65
6	8	SQW38	3/8" SQUARE WASHER (GALV.)	2 in	0.27	2.18
7	8	G38LW	3/8" HDG LOCKWASHER		0.01	0.05
8	8	G38NUT	3/8" HDG HEAVY 2H HEX NUT		0.03	0.27
9	4	G58214	5/8" X 2-1/4" HDG HEX BOLT GR5		0.29	1.17
10	12	G58134	5/8" X 1-3/4" HDG BOLT	1 3/4 in	0.27	3.23
11	24	G58FW	5/8" HDG USS FLATWASHER	1/8 in	0.07	1.69
12	16	G58LW	5/8" HDG LOCKWASHER		0.03	0.42
13	16	G58NUT	5/8" HDG HEAVY 2H HEX NUT		0.13	2.08
					TOTAL WT. #	405.62



TOLERANCE NOTES

TOLERANCES ON DIMENSIONS, UNLESS OTHERWISE NOTED ARE:
 SAWED, SHEARED AND GAS CUT EDGES ($\pm 0.030"$)
 DRILLED AND GAS CUT HOLES ($\pm 0.030"$) - NO CONING OF HOLES
 LASER CUT EDGES AND HOLES ($\pm 0.010"$) - NO CONING OF HOLES
 BENDS ARE $\pm 1/2$ DEGREE
 ALL OTHER MACHINING ($\pm 0.030"$)
 ALL OTHER ASSEMBLY ($\pm 0.060"$)

PROPRIETARY NOTE:
 THE DATA AND TECHNIQUES CONTAINED IN THIS DRAWING ARE PROPRIETARY INFORMATION OF VALMONT INDUSTRIES AND CONSIDERED A TRADE SECRET. ANY USE OR DISCLOSURE WITHOUT THE CONSENT OF VALMONT INDUSTRIES IS STRICTLY PROHIBITED.

DESCRIPTION
 4' WIDE X 10' LONG COV
 FOR MODULAR PLATFORM
 DIRECT PLATFORM ATTACHMENT

CPD NO.	DRAWN BY CEK 2/26/2016	ENG. APPROVAL
CLASS 81	SUB 01	DRAWING USAGE CUSTOMER
	CHECKED BY BMC 3/13/2016	

SITE PRO 1
 Engineering Support Team:
 1-888-753-7446
 Locations:
 New York, NY
 Atlanta, GA
 Los Angeles, CA
 Plymouth, IN
 Salem, OR
 Dallas, TX

PART NO.	MCOV410-P
DWG. NO.	MCOV410-P