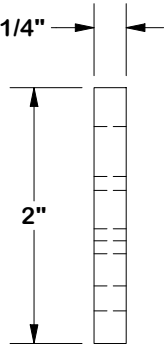
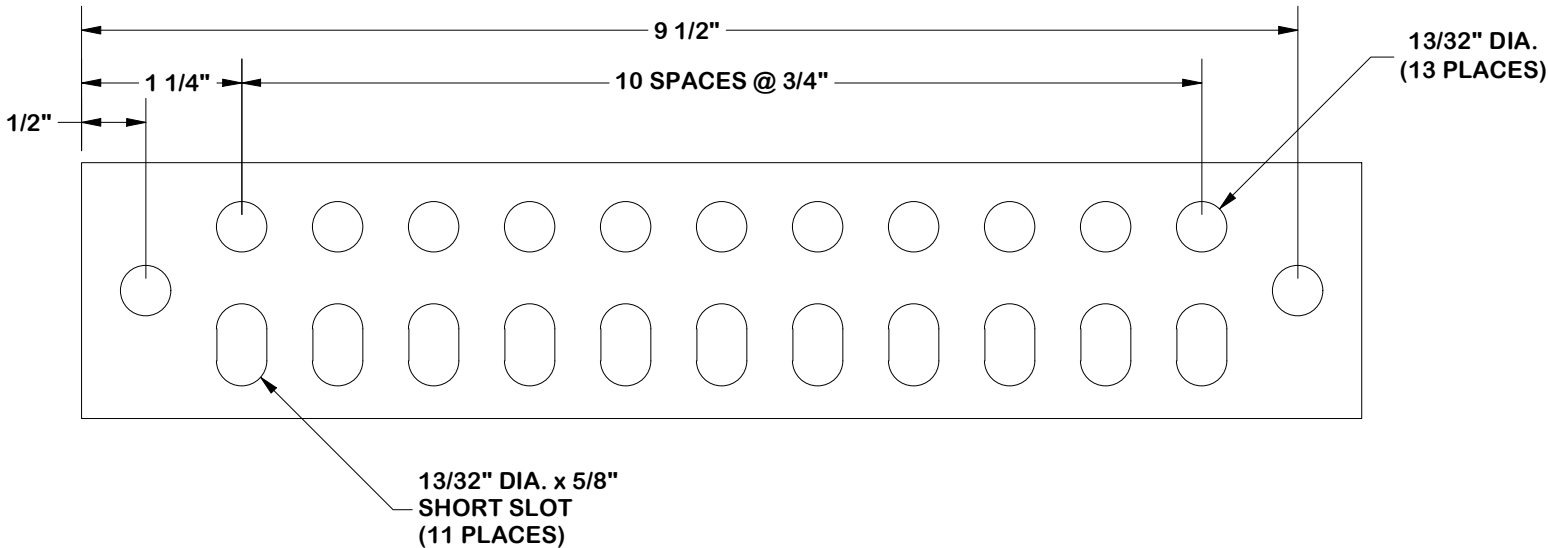
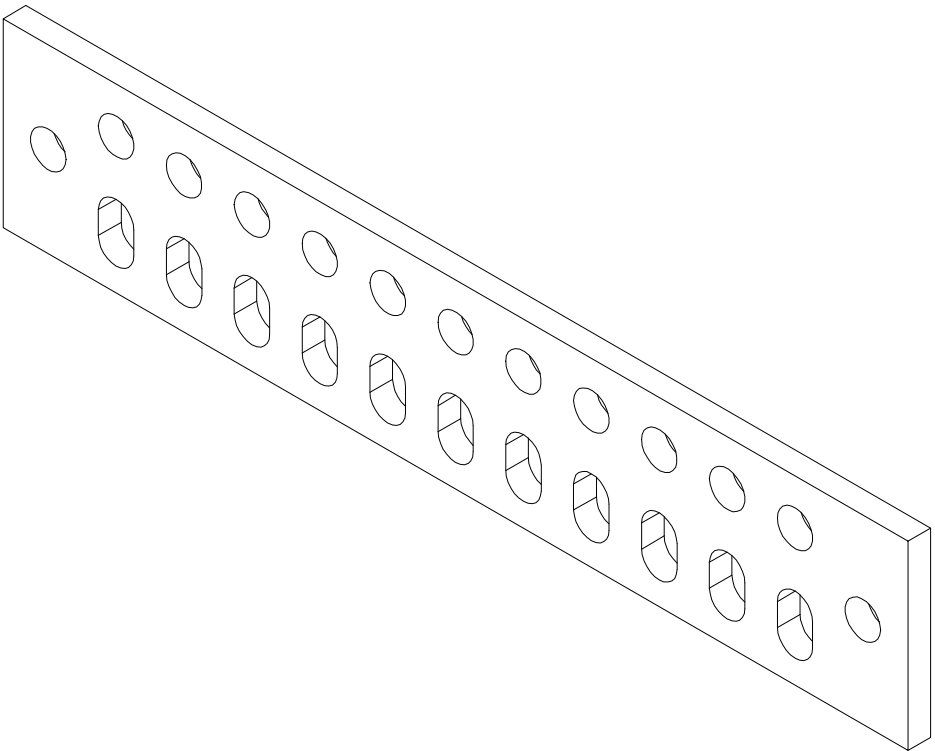
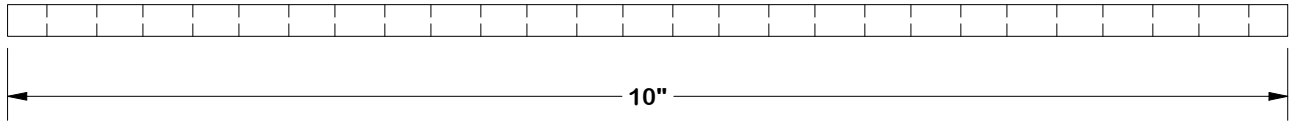


MATERIAL LIST				
ITEM	STOCK NO.	MATERIAL DESCRIPTION	LENGTH	WEIGHT
1	MG210U	1/4" X 2" X 10" COPPER BAR	10 in	1.30



TOLERANCE NOTES

TOLERANCES ON DIMENSIONS, UNLESS OTHERWISE NOTED ARE:  
SAWED, SHEARED AND GAS CUT EDGES ( $\pm 0.030''$ )  
DRILLED AND GAS CUT HOLES ( $\pm 0.030''$ ) - NO CONING OF HOLES  
LASER CUT EDGES AND HOLES ( $\pm 0.010''$ ) - NO CONING OF HOLES  
BENDS ARE  $\pm 1/2$  DEGREE  
ALL OTHER MACHINING ( $\pm 0.030''$ )  
ALL OTHER ASSEMBLY ( $\pm 0.060''$ )

PROPRIETARY NOTE:  
THE DATA AND TECHNIQUES CONTAINED IN THIS DRAWING ARE PROPRIETARY INFORMATION OF VALMONT INDUSTRIES AND CONSIDERED A TRADE SECRET. ANY USE OR DISCLOSURE WITHOUT THE CONSENT OF VALMONT INDUSTRIES IS STRICTLY PROHIBITED.

DESCRIPTION				<div><div><div>SITE PRO</div><div>1</div></div><div>Engineering Support Team: 1-888-753-7446</div></div> <div>Locations: New York, NY Atlanta, GA Los Angeles, CA Plymouth, IN Salem, OR Dallas, TX</div>	
CPD NO.		DRAWN BY CEK 5/19/2016	ENG. APPROVAL		PART NO. MG210U
CLASS 81	SUB 01	DRAWING USAGE SHOP	CHECKED BY BMC 5/19/2016		DWG. NO. MG210U
					1 OF 1



A valmont COMPANY

Locations:  
New York, NY  
Atlanta, GA  
Los Angeles, CA  
Plymouth, IN  
Salem, OR  
Dallas, TX

Engineering  
Support Team:  
1-888-753-7446