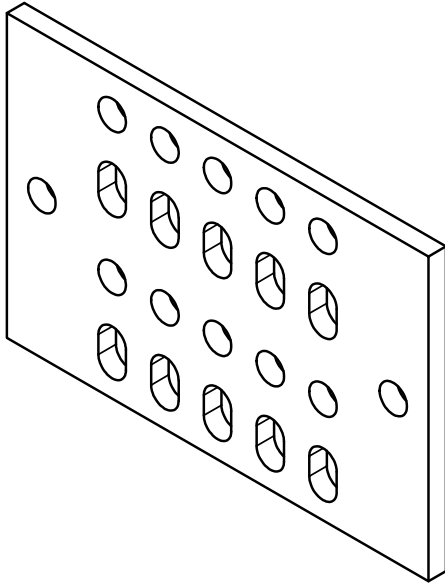
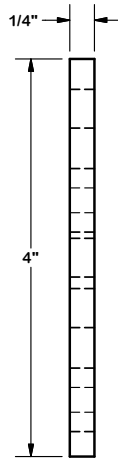
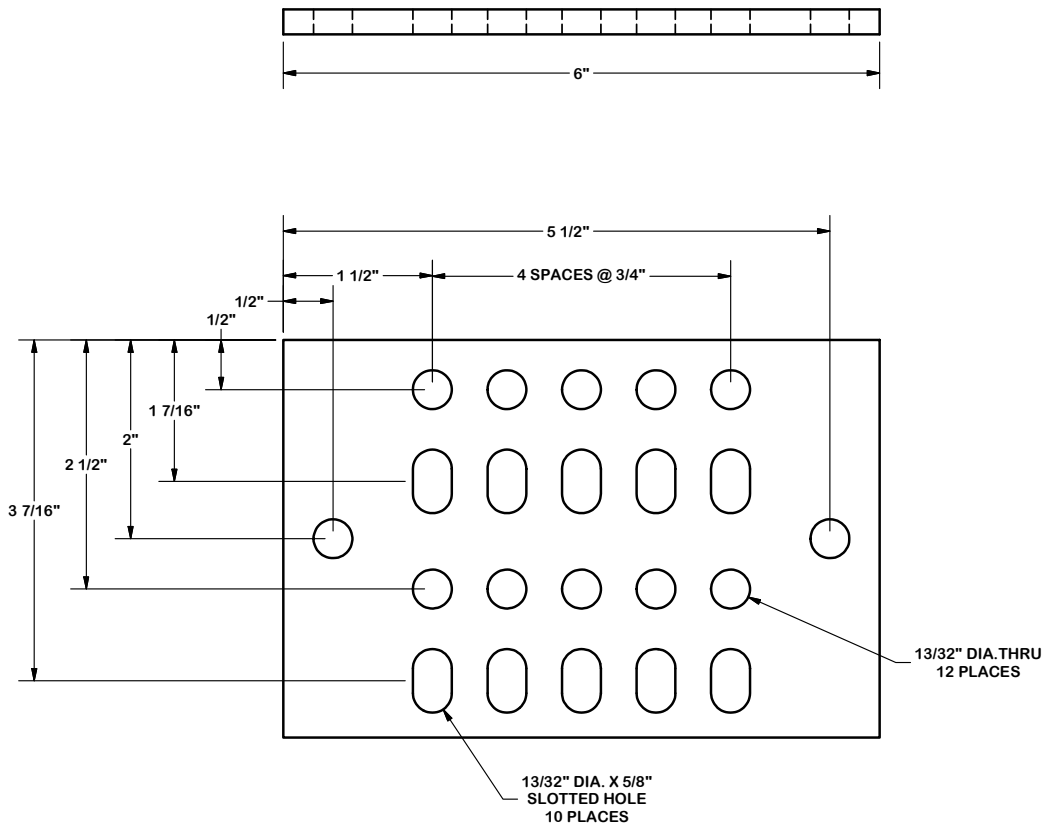


MATERIAL LIST				
ITEM	STOCK NO.	MATERIAL DESCRIPTION	LENGTH	WEIGHT
1	MG406U	1/4" X 4" X 6" COPPER BAR	6 in	1.65



#### TOLERANCE NOTES

TOLERANCES ON DIMENSIONS, UNLESS OTHERWISE NOTED ARE:  
 SAWED, SHEARED AND GAS CUT EDGES ( $\pm 0.030"$ )  
 DRILLED AND GAS CUT HOLES ( $\pm 0.030"$ ) - NO CONING OF HOLES  
 LASER CUT EDGES AND HOLES ( $\pm 0.010"$ ) - NO CONING OF HOLES  
 BENDS ARE  $\pm 1/2$  DEGREE  
 ALL OTHER MACHINING ( $\pm 0.030"$ )  
 ALL OTHER ASSEMBLY ( $\pm 0.060"$ )

PROPRIETARY NOTE:  
 THE DATA AND TECHNIQUES CONTAINED IN THIS DRAWING ARE PROPRIETARY INFORMATION OF VALMONT INDUSTRIES AND CONSIDERED A TRADE SECRET. ANY USE OR DISCLOSURE WITHOUT THE CONSENT OF VALMONT INDUSTRIES IS STRICTLY PROHIBITED.

#### DESCRIPTION

1/4" X 4" X 6"  
 COPPER  
 GROUND BAR

CPD NO.	DRAWN BY	ENG. APPROVAL
81	CEK 5/19/2016	
CLASS	DRAWING USAGE	CHECKED BY
01	SHOP	BMC 5/19/2016



Engineering  
 Support Team:  
 1-888-753-7446

Locations:  
 New York, NY  
 Atlanta, GA  
 Los Angeles, CA  
 Plymouth, IN  
 Salem, OR  
 Dallas, TX

PART NO. MG406U

DWG. NO. MG406U