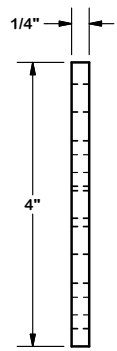
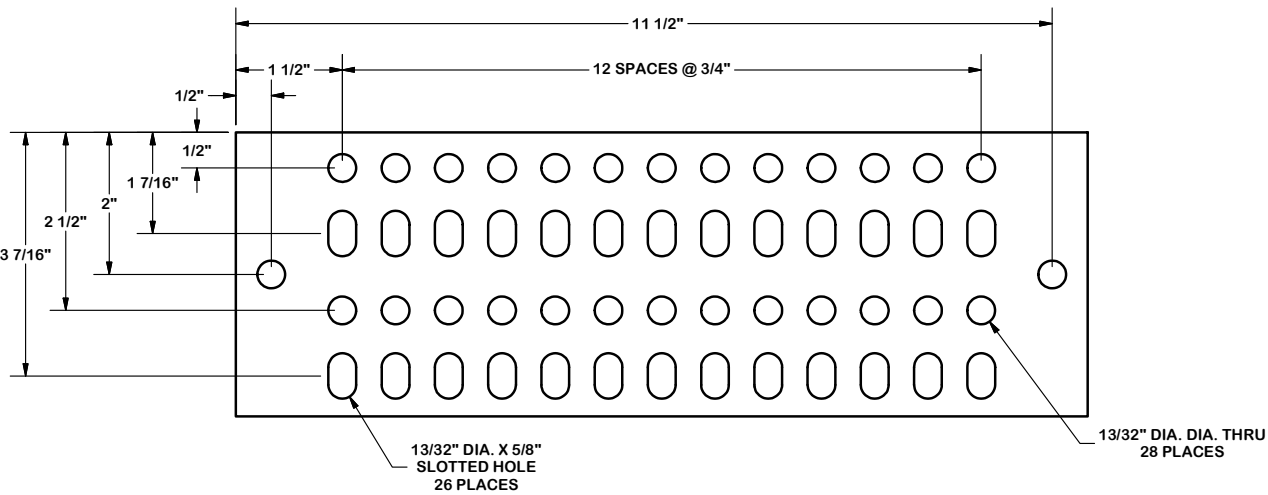
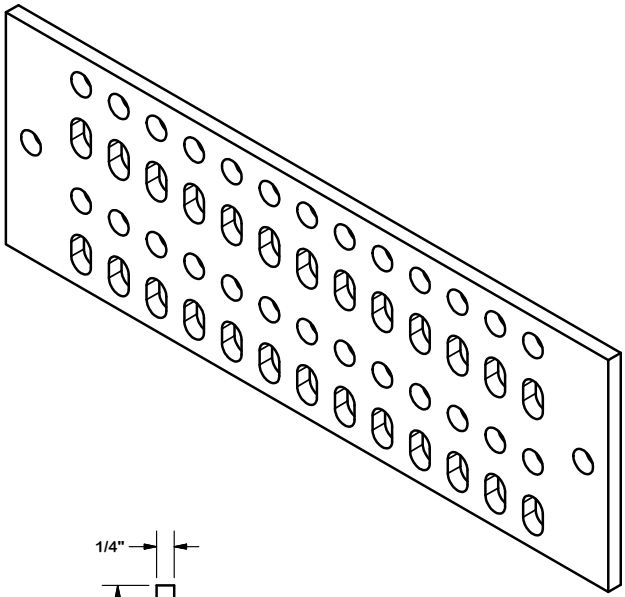
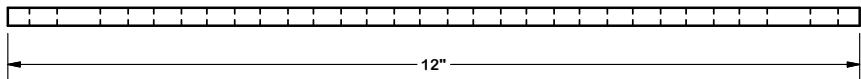


MATERIAL LIST				
ITEM	STOCK NO.	MATERIAL DESCRIPTION	LENGTH	WEIGHT
1	MG412U	1/4" X 4" X 12" COPPER BAR	12 in	3.15



TOLERANCE NOTES

TOLERANCES ON DIMENSIONS, UNLESS OTHERWISE NOTED ARE:
SAWED, SHEARED AND GAS CUT EDGES ($\pm 0.030"$)
DRILLED AND GAS CUT HOLES ($\pm 0.030"$) - NO CONING OF HOLES
LASER CUT EDGES AND HOLES ($\pm 0.010"$) - NO CONING OF HOLES
BENDS ARE $\pm 1/2$ DEGREE
ALL OTHER MACHINING ($\pm 0.030"$)
ALL OTHER ASSEMBLY ($\pm 0.060"$)

PROPRIETARY NOTE:
 THE DATA AND TECHNIQUES CONTAINED IN THIS DRAWING ARE PROPRIETARY INFORMATION OF VALMONT INDUSTRIES AND CONSIDERED A TRADE SECRET. ANY USE OR DISCLOSURE WITHOUT THE CONSENT OF VALMONT INDUSTRIES IS STRICTLY PROHIBITED.

DESCRIPTION		
1/4" X 4" X 12" COPPER GROUND BAR		
CPD NO.	DRAWN BY	ENG. APPROVAL
81	CEK 5/19/2016	
CLASS	SUB	DRAWING USAGE
81	01	SHOP
		CHECKED BY
		BMC 5/19/2016

SITE PRO 1 A valmont COMPANY		Locations: New York, NY Atlanta, GA Los Angeles, CA Plymouth, IN Salem, OR Dallas, TX
Engineering Support Team: 1-888-753-7446		
PART NO.	MG412U	
DWG. NO.	MG412U	