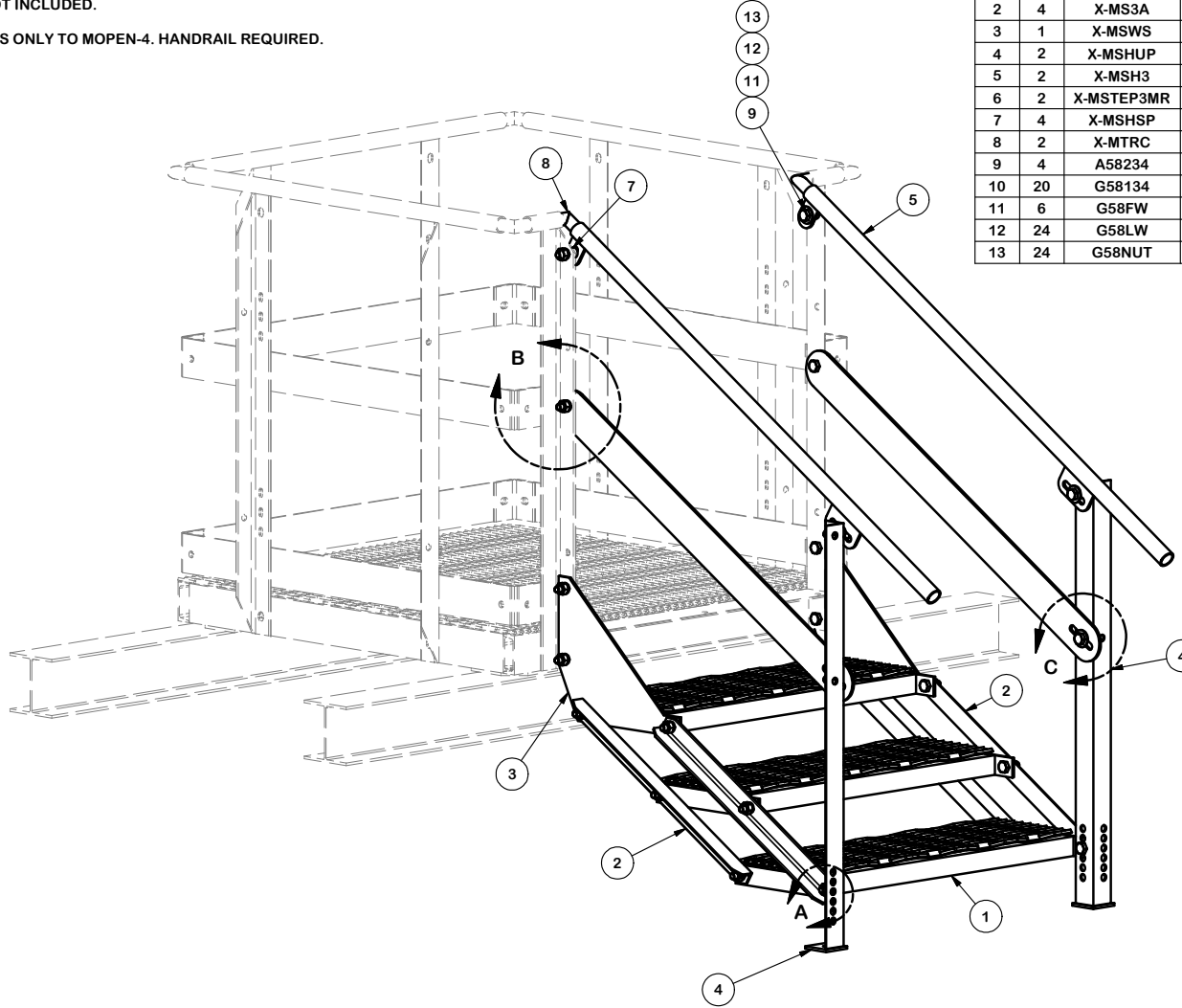
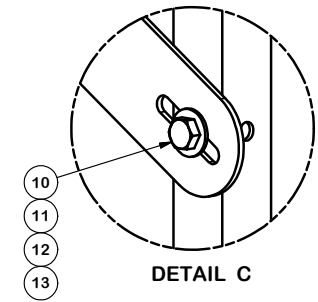
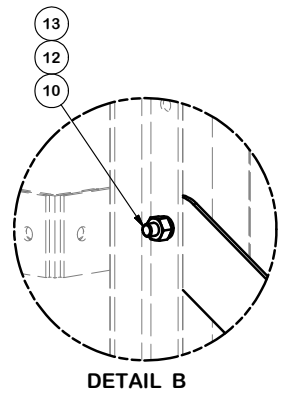
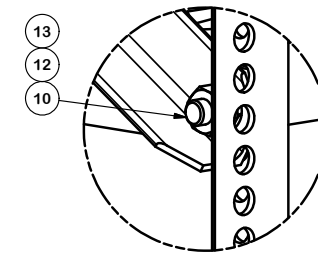


NOTE:  
 PLATFORM, FOOTPADS, HANDRAILS, AND HANDRAIL SPLICES  
 ARE NOT INCLUDED.

MOUNTS ONLY TO MOPEN-4. HANDRAIL REQUIRED.



PARTS LIST						
ITEM	QTY	PART NO.	PART DESCRIPTION	LENGTH	UNIT WT.	NET WT.
1	2	X-MSTEP	STAIR WELDMENT FOR MODULAR EQUIPMENT PLATFORM		37.92	75.85
2	4	X-MS3A	SIDE ANGLE FOR THREE STAIR ASSEMBLY	28 1/2 in	6.06	24.24
3	1	X-MSWS	WELDED STEP FOR 1 LEVEL MODULAR STEP		52.77	52.77
4	2	X-MSHUP	HANDRAIL WELDMENT		12.25	24.49
5	2	X-MSH3	MODULAR HANDRAIL FOR THREE STAIRS		13.19	26.39
6	2	X-MSTEP3MR	MID RAIL FOR MSTEP3	48 1/2 in	14.13	28.26
7	4	X-MSHSP	HANDRAIL SPACER PIPE	1 in	0.10	0.40
8	2	X-MTRC	MODULAR TOP RAIL CORNER SPLICE		1.25	2.51
9	4	A58234	5/8" x 2-3/4" HDG A325 HEX BOLT	2 3/4 in	0.36	1.42
10	20	G58134	5/8" x 1-3/4" HDG BOLT	1 3/4 in	0.27	5.38
11	6	G58FW	5/8" HDG USS FLATWASHER	1/8 in	0.07	0.42
12	24	G58LW	5/8" HDG LOCKWASHER		0.03	0.63
13	24	G58NUT	5/8" HDG HEAVY 2H HEX NUT		0.13	3.12
<b>TOTAL WT. #</b>						<b>245.87</b>



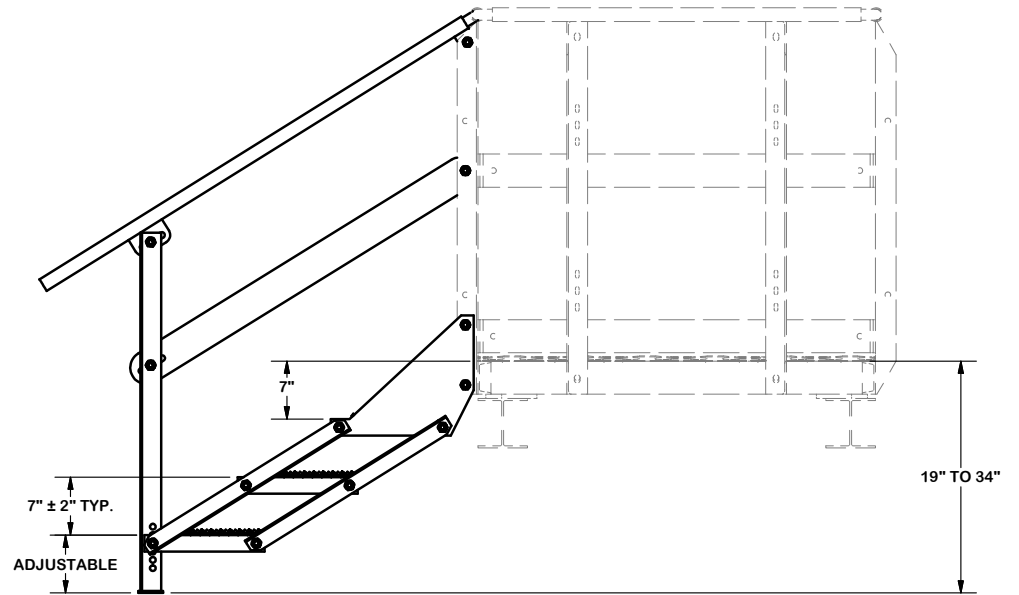
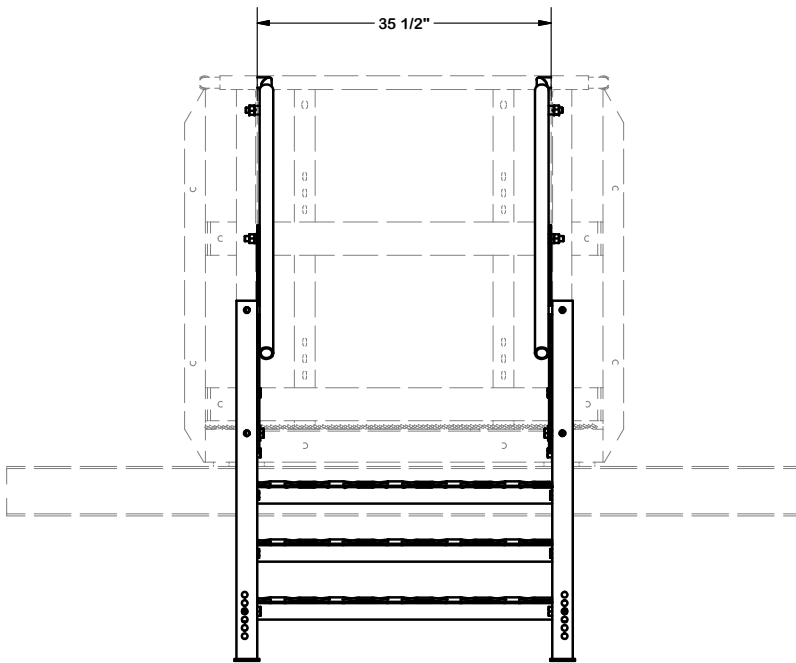
**TOLERANCE NOTES**  
 TOLERANCES ON DIMENSIONS, UNLESS OTHERWISE NOTED ARE:  
 SAWED, SHEARED AND GAS CUT EDGES ( $\pm 0.030"$ )  
 DRILLED AND GAS CUT HOLES ( $\pm 0.030"$ ) - NO CONING OF HOLES  
 LASER CUT EDGES AND HOLES ( $\pm 0.010"$ ) - NO CONING OF HOLES  
 BENDS ARE  $\pm 1/2$  DEGREE  
 ALL OTHER MACHINING ( $\pm 0.030"$ )  
 ALL OTHER ASSEMBLY ( $\pm 0.060"$ )

PROPRIETARY NOTE:  
 THE DATA AND TECHNIQUES CONTAINED IN THIS DRAWING ARE PROPRIETARY INFORMATION OF VALMONT INDUSTRIES AND CONSIDERED A TRADE SECRET. ANY USE OR DISCLOSURE WITHOUT THE CONSENT OF VALMONT INDUSTRIES IS STRICTLY PROHIBITED.

DESCRIPTION THREE STAIR ASSEMBLY FOR MODULAR EQUIPMENT PLATFORM			
CPD NO.	DRAWN BY CEK	2/2/2016	ENG. APPROVAL
CLASS 81	SUB 02	DRAWING USAGE CUSTOMER	CHECKED BY BMC 7/15/2016

 <b>A valmont COMPANY</b>	Locations: New York, NY Atlanta, GA Los Angeles, CA Plymouth, IN Salem, OR Dallas, TX
	Engineering Support Team: 1-888-753-7446
PART NO. <b>MSTEP-3</b>	DWG. NO. <b>MSTEP-3</b>

REV	DESCRIPTION OF REVISIONS	CPD	BY	DATE
A	ADDED MID DRAIL FOR HANDRAIL	CEK		7/13/2016
REVISION HISTORY				



**TOLERANCE NOTES**

TOLERANCES ON DIMENSIONS, UNLESS OTHERWISE NOTED ARE:  
 SAWED, SHEARED AND GAS CUT EDGES ( $\pm 0.030"$ )  
 DRILLED AND GAS CUT HOLES ( $\pm 0.030"$ ) - NO CONING OF HOLES  
 LASER CUT EDGES AND HOLES ( $\pm 0.010"$ ) - NO CONING OF HOLES  
 BENDS ARE  $\pm 1/2$  DEGREE  
 ALL OTHER MACHINING ( $\pm 0.030"$ )  
 ALL OTHER ASSEMBLY ( $\pm 0.060"$ )

PROPRIETARY NOTE:  
 THE DATA AND TECHNIQUES CONTAINED IN THIS DRAWING ARE PROPRIETARY INFORMATION OF VALMONT INDUSTRIES AND CONSIDERED A TRADE SECRET. ANY USE OR DISCLOSURE WITHOUT THE CONSENT OF VALMONT INDUSTRIES IS STRICTLY PROHIBITED.

DESCRIPTION  
**THREE STAIR ASSEMBLY FOR MODULAR EQUIPMENT PLATFORM**

CPD NO.	DRAWN BY	ENG. APPROVAL
CLASS	DRAWING USAGE	CHECKED BY
81	CUSTOMER	BMC 7/15/2016
SUB		
02		



Engineering Support Team:  
 1-888-753-7446

Locations:  
 New York, NY  
 Atlanta, GA  
 Los Angeles, CA  
 Plymouth, IN  
 Salem, OR  
 Dallas, TX

PART NO.	MSTEP-3
DWG. NO.	MSTEP-3

REV	DESCRIPTION OF REVISIONS	CPD	BY	DATE
A	ADDED MID DRAIL FOR HANDRAIL	CEK		7/13/2016
REVISION HISTORY				