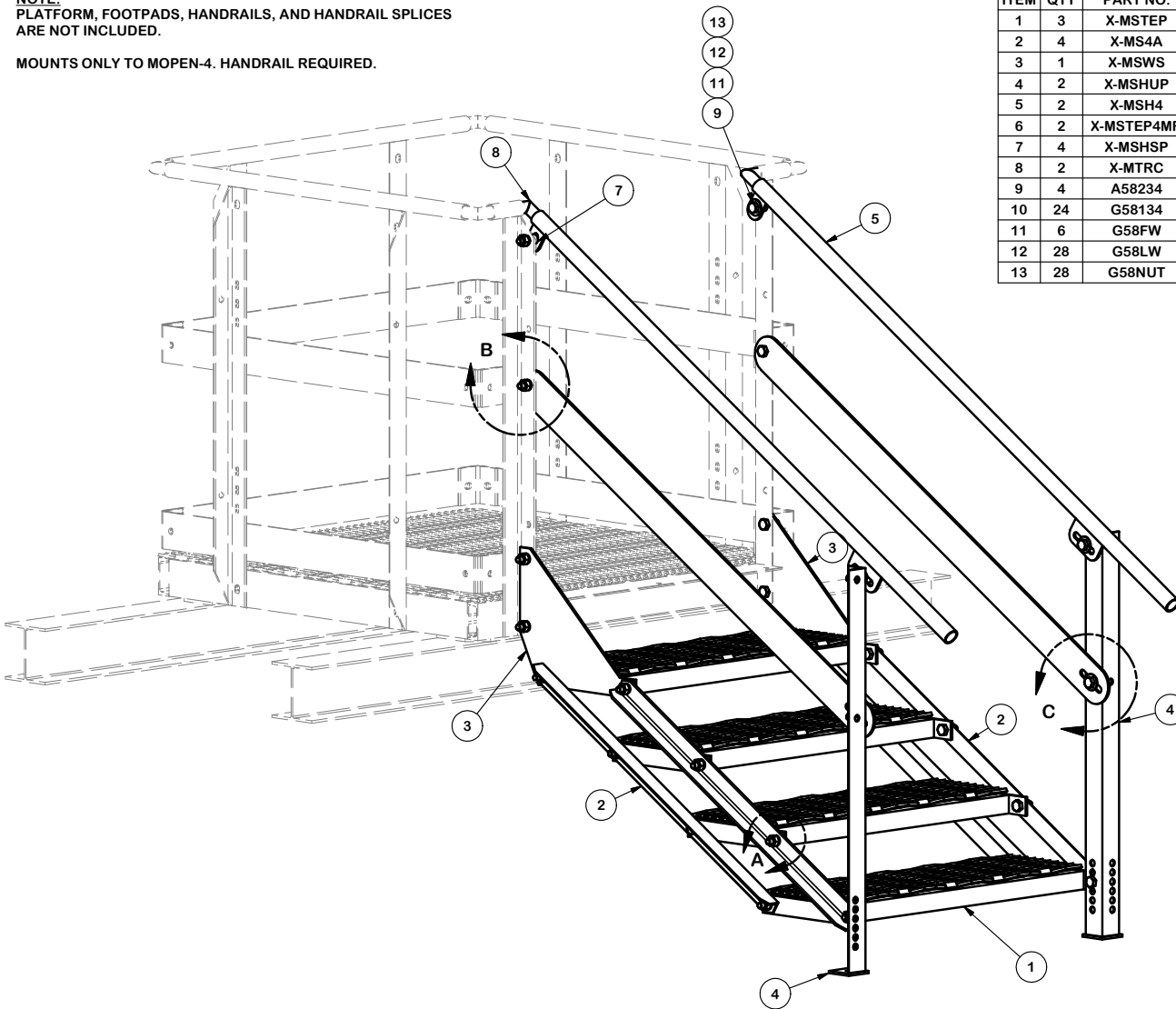
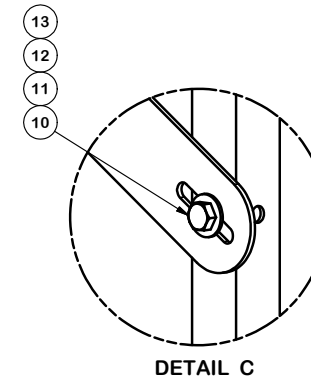
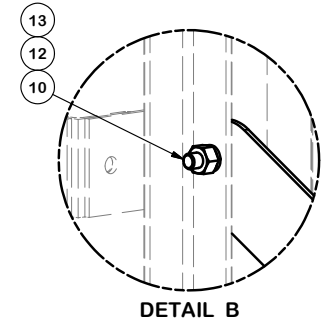
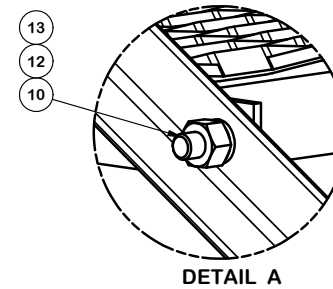


NOTE:
 PLATFORM, FOOTPADS, HANDRAILS, AND HANDRAIL SPLICES
 ARE NOT INCLUDED.

MOUNTS ONLY TO MOPEN-4. HANDRAIL REQUIRED.



| PARTS LIST | | | | | | |
|------------|-----|------------|---|-------------|--------------------|---------------|
| ITEM | QTY | PART NO. | PART DESCRIPTION | LENGTH | UNIT WT. | NET WT. |
| 1 | 3 | X-MSTEP | STAIR WELDMENT FOR MODULAR EQUIPMENT PLATFORM | | 37.92 | 113.77 |
| 2 | 4 | X-MS4A | SIDE ANGLE FOR FOUR STAIR ASSEMBLY | 41 3/4 in | 8.92 | 35.67 |
| 3 | 1 | X-MSWS | WELDED STEP FOR 1 LEVEL MODULAR STEP | | 52.77 | 52.77 |
| 4 | 2 | X-MSHUP | HANDRAIL WELDMENT | | 12.25 | 24.49 |
| 5 | 2 | X-MSH4 | MODULAR HANDRAIL FOR FOUR STAIRS | | 15.86 | 31.72 |
| 6 | 2 | X-MSTEP4MR | MID RAIL FOR MSTEP4 | 61 23/32 in | 18.11 | 36.23 |
| 7 | 4 | X-MSHSP | HANDRAIL SPACER PIPE | 1 in | 0.10 | 0.40 |
| 8 | 2 | X-MTRC | MODULAR TOP RAIL CORNER SPLICE | | 1.25 | 2.51 |
| 9 | 4 | A58234 | 5/8" x 2-3/4" HDG A325 HEX BOLT | 2 3/4 in | 0.36 | 1.42 |
| 10 | 24 | G58134 | 5/8" x 1-3/4" HDG BOLT | 1 3/4 in | 0.27 | 6.45 |
| 11 | 6 | G58FW | 5/8" HDG USS FLATWASHER | 1/8 in | 0.07 | 0.42 |
| 12 | 28 | G58LW | 5/8" HDG LOCKWASHER | | 0.03 | 0.73 |
| 13 | 28 | G58NUT | 5/8" HDG HEAVY 2H HEX NUT | | 0.13 | 3.64 |
| | | | | | TOTAL WT. # | 311.08 |



TOLERANCE NOTES

TOLERANCES ON DIMENSIONS, UNLESS OTHERWISE NOTED ARE:
 SAWED, SHEARED AND GAS CUT EDGES ($\pm 0.030"$)
 DRILLED AND GAS CUT HOLES ($\pm 0.030"$) - NO CONING OF HOLES
 LASER CUT EDGES AND HOLES ($\pm 0.010"$) - NO CONING OF HOLES
 BENDS ARE $\pm 1/2$ DEGREE
 ALL OTHER MACHINING ($\pm 0.030"$)
 ALL OTHER ASSEMBLY ($\pm 0.060"$)

PROPRIETARY NOTE:
 THE DATA AND TECHNIQUES CONTAINED IN THIS DRAWING ARE PROPRIETARY INFORMATION OF VALMONT INDUSTRIES AND CONSIDERED A TRADE SECRET. ANY USE OR DISCLOSURE WITHOUT THE CONSENT OF VALMONT INDUSTRIES IS STRICTLY PROHIBITED.

DESCRIPTION
FOUR STAIR ASSEMBLY FOR MODULAR EQUIPMENT PLATFORM

SITE PRO 1
 Engineering Support Team:
 1-888-753-7446

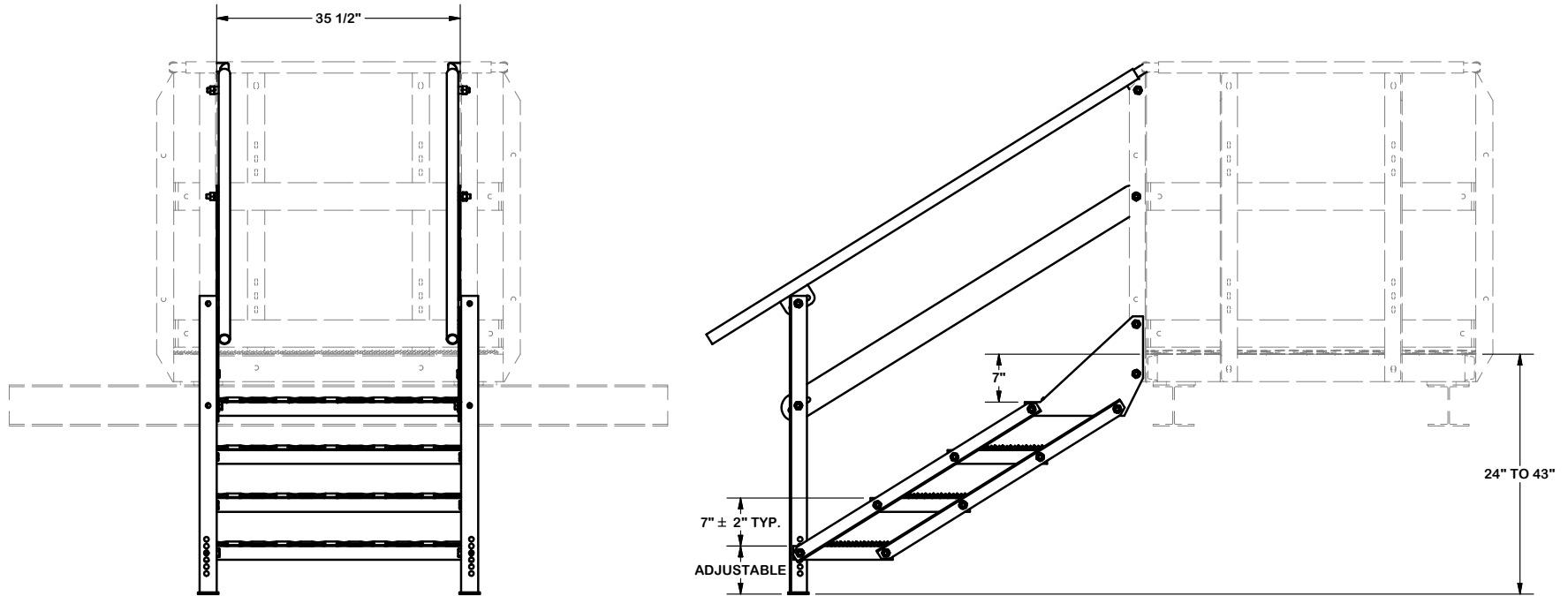
Locations:
 New York, NY
 Atlanta, GA
 Los Angeles, CA
 Plymouth, IN
 Salem, OR
 Dallas, TX

A valmont COMPANY

| REV | DESCRIPTION OF REVISIONS | CPD | BY | DATE |
|------------------|-----------------------------|-----|-----------|------|
| A | ADDED MID RAIL FOR HANDRAIL | CEK | 7/13/2016 | |
| REVISION HISTORY | | | | |

| | | |
|-------------|----------------------------------|------------------------------------|
| CPD NO. | DRAWN BY CEK 9/23/2015 | ENG. APPROVAL |
| CLASS 81 | DRAWING USAGE CUSTOMER | CHECKED BY BMC 7/15/2016 |
| SUB 02 | | |

| | | |
|----------|----------------|--------|
| PART NO. | MSTEP-4 | 1 OF 2 |
| DWG. NO. | MSTEP-4 | |



TOLERANCE NOTES

TOLERANCES ON DIMENSIONS, UNLESS OTHERWISE NOTED ARE:
 SAWED, SHEARED AND GAS CUT EDGES ($\pm 0.030"$)
 DRILLED AND GAS CUT HOLES ($\pm 0.030"$) - NO CONING OF HOLES
 LASER CUT EDGES AND HOLES ($\pm 0.010"$) - NO CONING OF HOLES
 BENDS ARE $\pm 1/2$ DEGREE
 ALL OTHER MACHINING ($\pm 0.030"$)
 ALL OTHER ASSEMBLY ($\pm 0.060"$)

PROPRIETARY NOTE:
 THE DATA AND TECHNIQUES CONTAINED IN THIS DRAWING ARE PROPRIETARY INFORMATION OF VALMONT INDUSTRIES AND CONSIDERED A TRADE SECRET. ANY USE OR DISCLOSURE WITHOUT THE CONSENT OF VALMONT INDUSTRIES IS STRICTLY PROHIBITED.

DESCRIPTION
FOUR STAIR ASSEMBLY FOR MODULAR EQUIPMENT PLATFORM

SITE PRO 1
 Engineering Support Team: 1-888-753-7446
 Locations: New York, NY; Atlanta, GA; Los Angeles, CA; Plymouth, IN; Salem, OR; Dallas, TX

| REV | DESCRIPTION OF REVISIONS | CPD | BY | DATE |
|------------------|-----------------------------|-----|-----|-----------|
| A | ADDED MID RAIL FOR HANDRAIL | | CEK | 7/13/2016 |
| REVISION HISTORY | | | | |

| CPD NO. | DRAWN BY | ENG. APPROVAL |
|---------|---------------|---------------|
| | CEK 9/23/2015 | |
| CLASS | SUB | DRAWING USAGE |
| 81 | 02 | CUSTOMER |
| | | CHECKED BY |
| | | BMC 7/15/2016 |

| PART NO. | DWG. NO. |
|----------|----------|
| MSTEP-4 | MSTEP-4 |