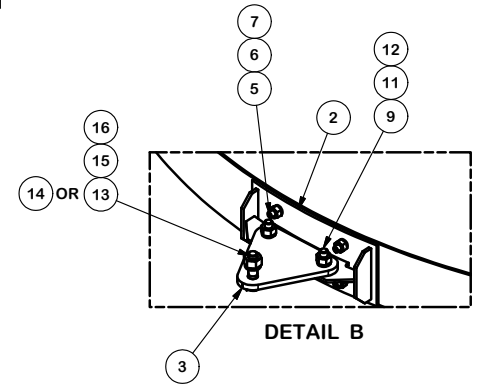
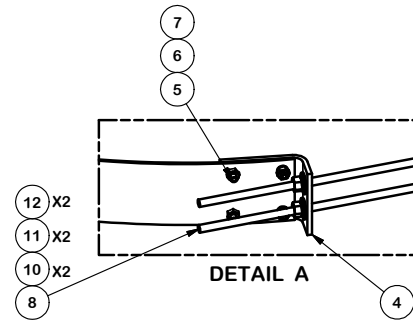


PARTS LIST						
ITEM	QTY	PART NO.	PART DESCRIPTION	LENGTH	UNIT WT.	NET WT.
1	6	X-115081	CHIMNEY STRAP		32.61	195.64
2	6	X-115582	ANTENNA MOUNTING PLATE		9.42	56.53
3	6	X-RCMSIP	RCM SECTOR FRAME INTERFACE PLATE	8 1/4 in	5.96	35.77
4	12	X-115058	FORMED END PLATE	9 in	5.84	70.02
5	72	CB12112	1/2" X 1-1/2" CARRIAGE BOLT		0.13	9.29
6	72	G12LW	1/2" HDG LOCKWASHER	1/8 in	0.01	1.00
7	72	G12NUT	1/2" HDG HEAVY 2H HEX NUT		0.07	5.16
8	12	G58R-36	5/8" x 36" THREADED ROD (HDG.)		0.40	4.79
9	12	G5802	5/8" x 2" HDG HEX BOLT GR5		0.27	3.24
10	24	G58FW	5/8" HDG USS FLATWASHER	1/8 in	0.07	1.69
11	36	G58LW	5/8" HDG LOCKWASHER		0.03	0.94
12	36	G58NUT	5/8" HDG HEAVY 2H HEX NUT		0.13	4.68
13	6	A34234	3/4"-10 X 2-3/4" A325 BOLT WITH 1-3/8" THREAD	2 3/4 in	0.54	3.22
14	6	A34212	3/4" x 2-1/2" UNC HEX BOLT (A325)	2 1/2 in	0.48	2.87
15	6	G34LW	3/4" HDG LOCKWASHER		0.04	0.26
16	6	G34NUT	3/4" HDG HEAVY 2H HEX NUT		0.21	1.27
					<b>TOTAL WT. #</b>	<b>429.21</b>



**TOLERANCE NOTES**

TOLERANCES ON DIMENSIONS, UNLESS OTHERWISE NOTED ARE:  
 SAWED, SHEARED AND GAS CUT EDGES ( $\pm 0.030"$ )  
 DRILLED AND GAS CUT HOLES ( $\pm 0.030"$ ) - NO CONING OF HOLES  
 LASER CUT EDGES AND HOLES ( $\pm 0.010"$ ) - NO CONING OF HOLES  
 BENDS ARE  $\pm 1/2$  DEGREE  
 ALL OTHER MACHINING ( $\pm 0.030"$ )  
 ALL OTHER ASSEMBLY ( $\pm 0.060"$ )

PROPRIETARY NOTE:  
 THE DATA AND TECHNIQUES CONTAINED IN THIS DRAWING ARE PROPRIETARY INFORMATION OF VALMONT INDUSTRIES AND CONSIDERED A TRADE SECRET. ANY USE OR DISCLOSURE WITHOUT THE CONSENT OF VALMONT INDUSTRIES IS STRICTLY PROHIBITED.

DESCRIPTION  
 8' TO 9'  
 ROUND CHIMNEY MOUNT KIT

CPD NO.	DRAWN BY	ENG. APPROVAL
CLASS	DRAWING USAGE	CHECKED BY
81	02	CUSTOMER
		BMC 5/9/2017

**SITE PRO 1**  
 A valmont COMPANY

Engineering Support Team:  
 1-888-753-7446

Locations:  
 New York, NY  
 Atlanta, GA  
 Los Angeles, CA  
 Plymouth, IN  
 Salem, OR  
 Dallas, TX

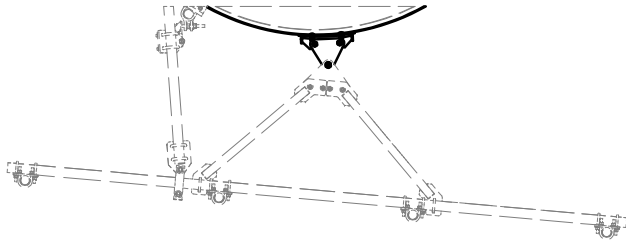
PART NO.	RCM89	PAGE
DWG. NO.	RCM89	1 OF 2

**SECTOR FRAMES**

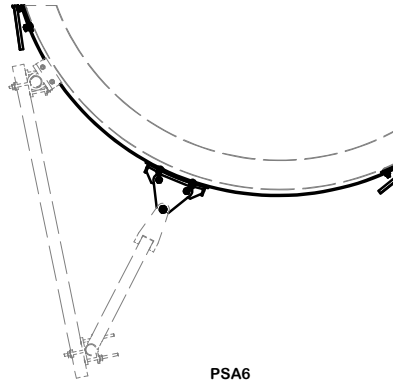
**PIVOT SIDE ARMS**

**FIXED PIPEMOUNTS**

**ADJUSTABLE PIPE MOUNTS**



VFAxx-SD  
VFAxx-HD



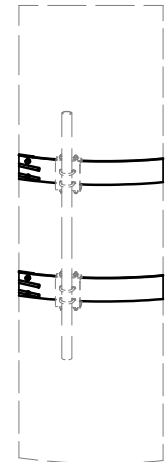
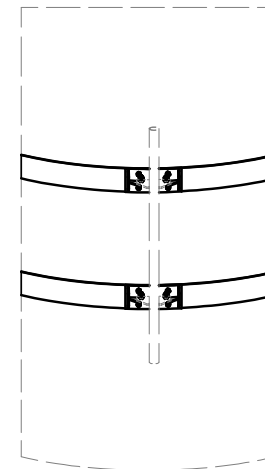
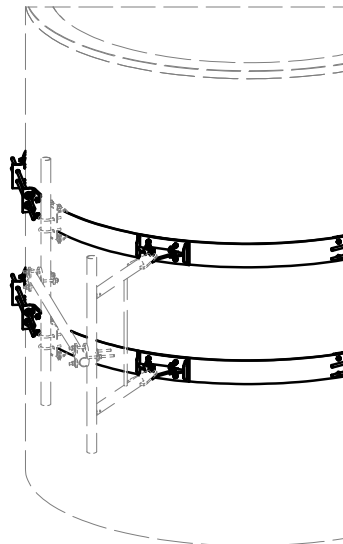
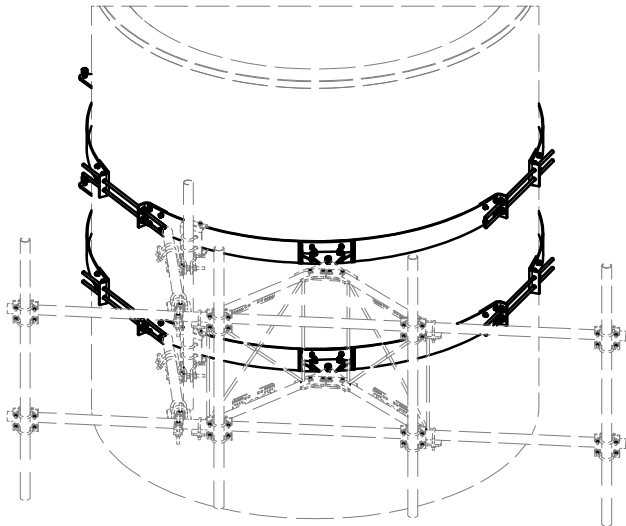
PSA6  
PSA3



X-B1161 - 2-3/8" O.D. X 60" PIPE - STRAIGHT  
X-B965 - 4-1/2" O.D. X 60" PIPE - STRAIGHT  
X-B967 - 4-1/2" O.D. X 60" PIPE - TAPERED



RC-PM23 &  
2-3/8" O.D. PIPE



**TOLERANCE NOTES**

TOLERANCES ON DIMENSIONS, UNLESS OTHERWISE NOTED ARE:  
 SAWED, SHEARED AND GAS CUT EDGES ( $\pm 0.030"$ )  
 DRILLED AND GAS CUT HOLES ( $\pm 0.030"$ ) - NO CONING OF HOLES  
 LASER CUT EDGES AND HOLES ( $\pm 0.010"$ ) - NO CONING OF HOLES  
 BENDS ARE  $\pm 1/2$  DEGREE  
 ALL OTHER MACHINING ( $\pm 0.030"$ )  
 ALL OTHER ASSEMBLY ( $\pm 0.060"$ )

PROPRIETARY NOTE:  
 THE DATA AND TECHNIQUES CONTAINED IN THIS DRAWING ARE PROPRIETARY INFORMATION OF VALMONT INDUSTRIES AND CONSIDERED A TRADE SECRET. ANY USE OR DISCLOSURE WITHOUT THE CONSENT OF VALMONT INDUSTRIES IS STRICTLY PROHIBITED.

DESCRIPTION

8' TO 9'  
 ROUND CHIMNEY MOUNT KIT

CPD NO.	DRAWN BY	ENG. APPROVAL
81	CEK 4/11/2017	BMC 5/9/2017
CLASS	DRAWING USAGE	CHECKED BY
81	CUSTOMER	BMC



A valmont COMPANY

Engineering Support Team:  
 1-888-753-7446

Locations:  
 New York, NY  
 Atlanta, GA  
 Los Angeles, CA  
 Plymouth, IN  
 Salem, OR  
 Dallas, TX

PART NO.	RCM89
DWG. NO.	RCM89