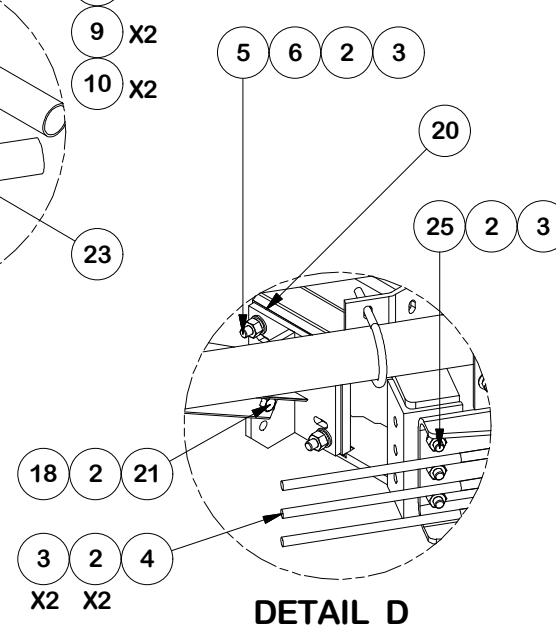
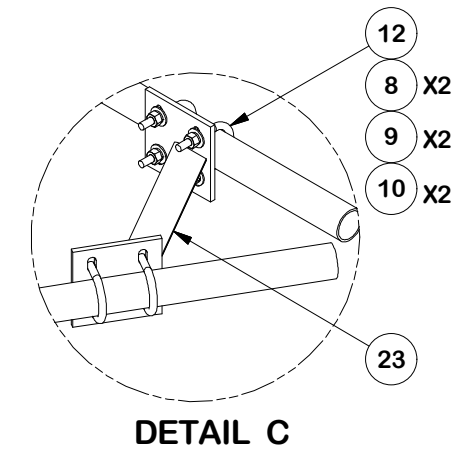
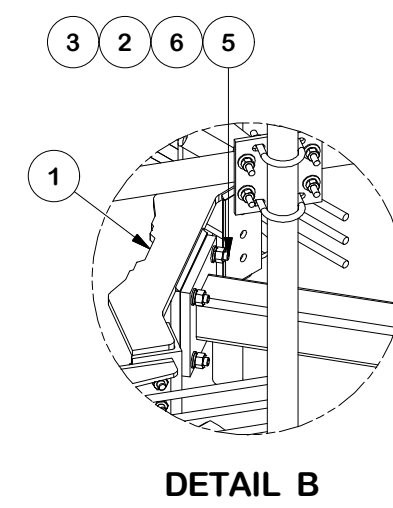
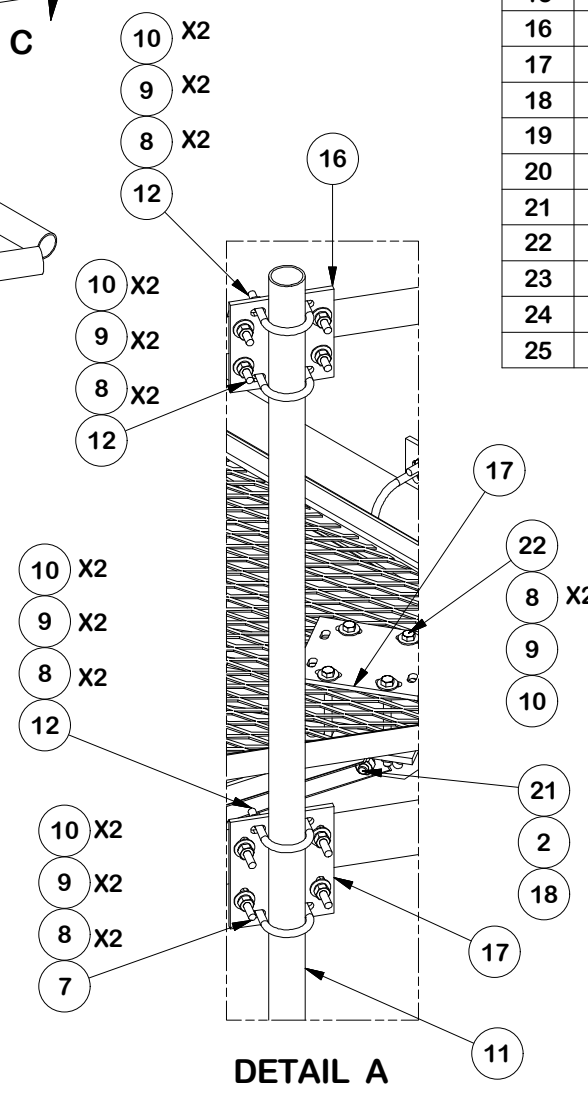


PARTS LIST						
ITEM	QTY	PART NO.	PART DESCRIPTION	LENGTH	UNIT WT.	NET WT.
1	6	X-LWRM	RING MOUNT WELDMENT		68.81	412.85
2	102	G58LW	5/8" HDG LOCKWASHER		0.03	2.66
3	96	A58NUT	5/8" HDG A325 HEX NUT		0.13	12.47
4	18	G58R-24	5/8" x 24" THREADED ROD (HDG.)		2.09	37.63
4	18	G58R-48	5/8" x 48" THREADED ROD (HDG.)		4.18	75.27
5	24	A58234	5/8" x 2-3/4" HDG A325 HEX BOLT	2 3/4 in	0.36	8.54
6	24	A58FW	5/8" HDG A325 FLATWASHER		0.03	0.82
7	36	X-UB1306	1/2" X 3-5/8" X 6" X 3" U-BOLT (HDG.)		0.83	29.82
8	264	G12FW	1/2" HDG USS FLATWASHER	3/32 in	0.03	9.00
9	252	G12LW	1/2" HDG LOCKWASHER	1/8 in	0.01	3.50
10	252	G12NUT	1/2" HDG HEAVY 2H HEX NUT		0.07	18.05
11	12	P296	2-3/8" X 96" SCH. 40 GALVANIZED PIPE	96 in	30.76	369.08
12	84	X-UB1212	1/2" X 2-1/2" X 4-1/2" X 2" U-BOLT (HDG.)		0.63	52.51
13	3	P3174	3-1/2" X 174" SCH 40 GALVANIZED PIPE	174 in	109.97	329.90
14	3	X-SV196	LOW PROFILE PLATFORM CORNER		212.10	636.31
15	3	P2174	2-3/8" OD X 174" SCH 40 GALVANIZED PIPE	174 in	55.75	167.24
16	12	SCX2	CROSSOVER PLATE	7 in	4.80	57.56
17	15	SCX4	CROSSOVER PLATE	8 1/2 in	6.02	90.32
18	6	G58NUT	5/8" HDG HEAVY 2H HEX NUT		0.13	0.78
19	6	X-253993	PLATFORM REINFORCEMENT KIT ANGLE	52 25/32 in	14.33	85.99
20	6	X-TBW	T-BRACKET WELDMENT		13.60	81.60
21	6	G5802	5/8" x 2" HDG HEX BOLT GR5		0.27	1.62
22	12	G12065	1/2" x 6-1/2" HDG HEX BOLT GR5 FULL THREAD	5 1/2 in	0.41	4.91
23	3	X-AHCP	ANGLE HANDRAIL CORNER PLATE		12.92	38.76
24	12	X-178627	BENT EXTENSION BRACKET	15 in	15.80	189.58
25	36	A5802	5/8" x 2" HDG A325 HEX BOLT		0.27	9.78
					<b>TOTAL WT. #</b>	<b>2726.21</b>



REV	DESCRIPTION OF REVISIONS	CPD	BY	DATE
C	RELOCATED MOUNT PIPE POSITIONS		CSL	5/20/21
B	CHANGED X-253992 WITH X-TBW		CEK	9/20/2018
A	REPLACED HCP WITH X-AHCP	4488	CEK	7/14/2014
<b>REVISION HISTORY</b>				

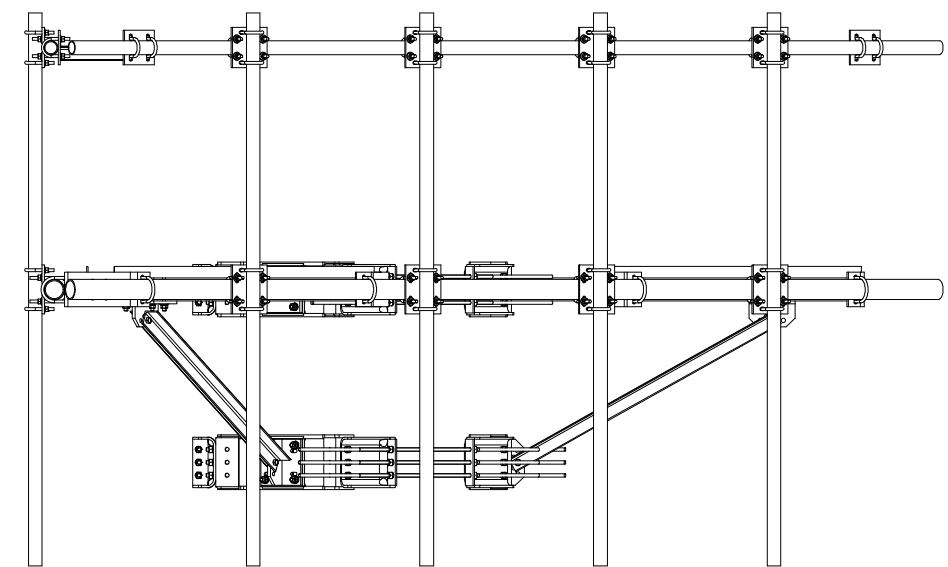
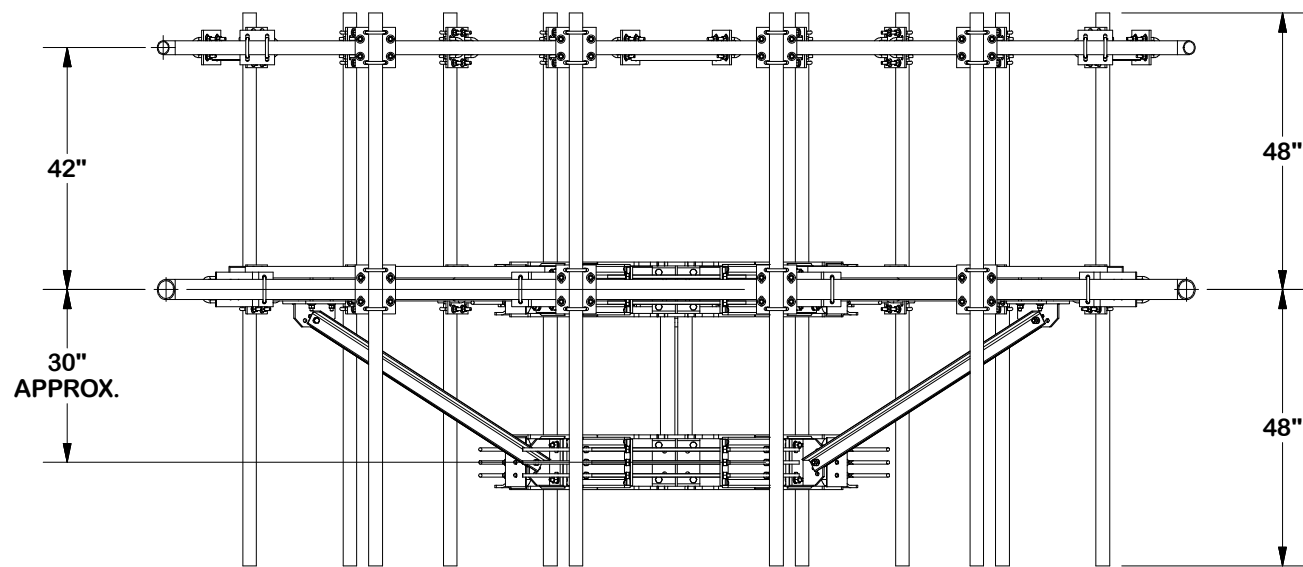
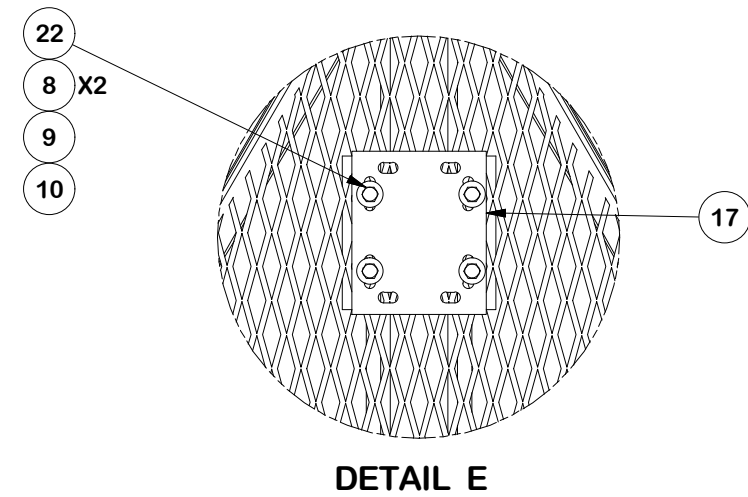
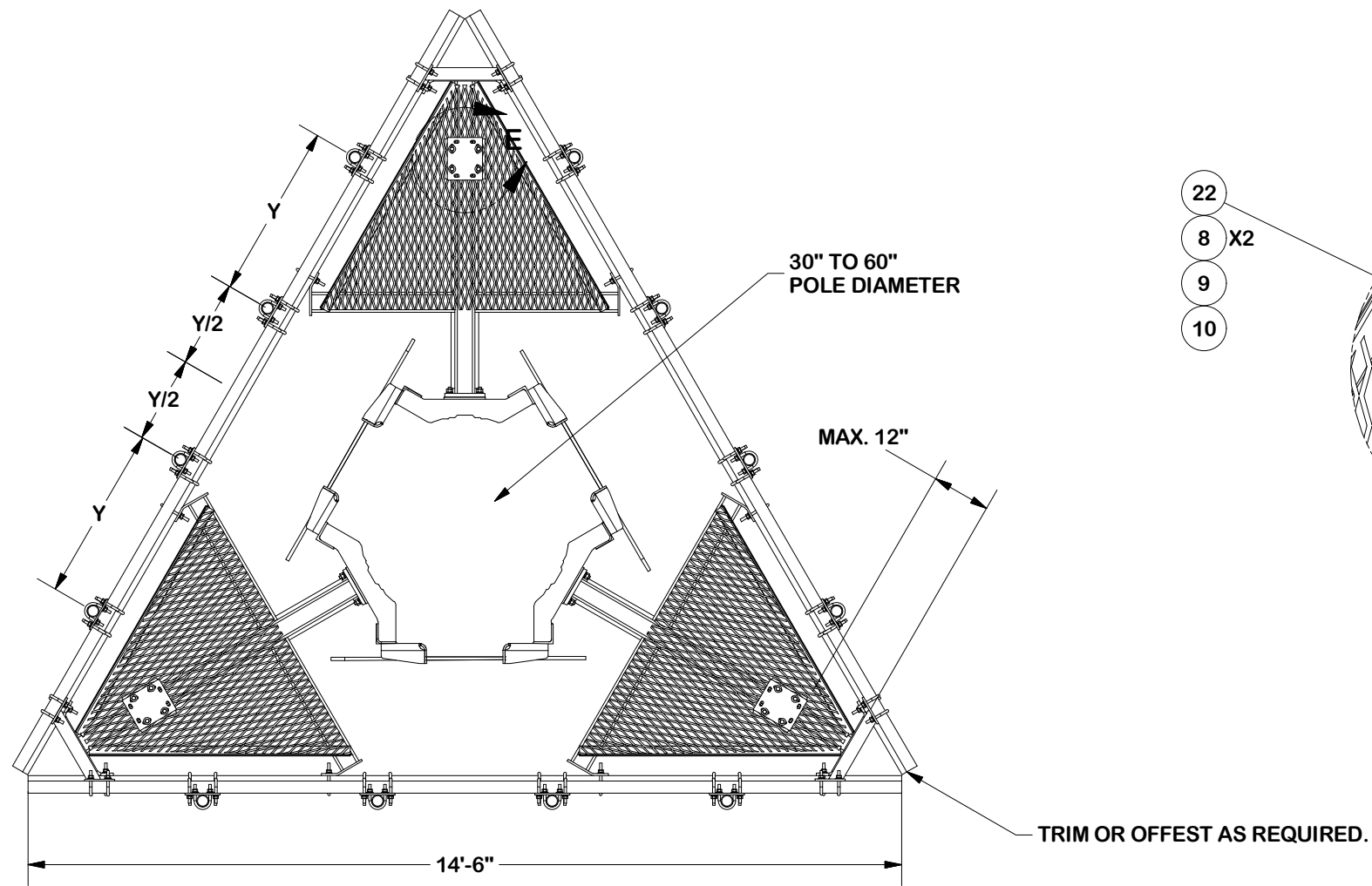
**TOLERANCE NOTES**

TOLERANCES ON DIMENSIONS, UNLESS OTHERWISE NOTED ARE:  
 SAWED, SHEARED AND GAS CUT EDGES ( $\pm 0.030"$ )  
 DRILLED AND GAS CUT HOLES ( $\pm 0.030"$ ) - NO CONING OF HOLES  
 LASER CUT EDGES AND HOLES ( $\pm 0.010"$ ) - NO CONING OF HOLES  
 BENDS ARE  $\pm 1/2$  DEGREE  
 ALL OTHER MACHINING ( $\pm 0.030"$ )  
 ALL OTHER ASSEMBLY ( $\pm 0.060"$ )

PROPRIETARY NOTE:  
 THE DATA AND TECHNIQUES CONTAINED IN THIS DRAWING ARE PROPRIETARY INFORMATION OF VALMONT INDUSTRIES AND CONSIDERED A TRADE SECRET. ANY USE OR DISCLOSURE WITHOUT THE CONSENT OF VALMONT INDUSTRIES IS STRICTLY PROHIBITED.

DESCRIPTION 14' 6" LOW PROFILE PLATFORM WITH TWELVE 2-3/8" ANTENNA MOUNTING PIPES, AND SUPPORT RAIL			
CPD NO. 4488	DRAWN BY CEK 5/20/2021	ENG. APPROVAL	
CLASS 87	SUB 02	DRAWING USAGE CUSTOMER	CHECKED BY BMC 7/16/2014

 A valmont COMPANY	Locations: New York, NY Atlanta, GA Los Angeles, CA Plymouth, IN Salem, OR Dallas, TX
	Engineering Support Team: 1-888-753-7446
PART NO. <b>RMVP-496-HK</b>	DWG. NO. <b>RMVP-496-HK</b>



**TOLERANCE NOTES**

TOLERANCES ON DIMENSIONS, UNLESS OTHERWISE NOTED ARE:  
 SAWED, SHEARED AND GAS CUT EDGES ( $\pm 0.030''$ )  
 DRILLED AND GAS CUT HOLES ( $\pm 0.030''$ ) - NO CONING OF HOLES  
 LASER CUT EDGES AND HOLES ( $\pm 0.010''$ ) - NO CONING OF HOLES  
 BENDS ARE  $\pm 1/2$  DEGREE  
 ALL OTHER MACHINING ( $\pm 0.030''$ )  
 ALL OTHER ASSEMBLY ( $\pm 0.060''$ )

PROPRIETARY NOTE:  
 THE DATA AND TECHNIQUES CONTAINED IN THIS DRAWING ARE PROPRIETARY INFORMATION OF VALMONT INDUSTRIES AND CONSIDERED A TRADE SECRET. ANY USE OR DISCLOSURE WITHOUT THE CONSENT OF VALMONT INDUSTRIES IS STRICTLY PROHIBITED.

DESCRIPTION  
**14' 6" LOW PROFILE PLATFORM  
 WITH TWELVE 2-3/8" ANTENNA MOUNTING  
 PIPES, AND SUPPORT RAIL**

**SITE PRO 1**  
 A valmont COMPANY

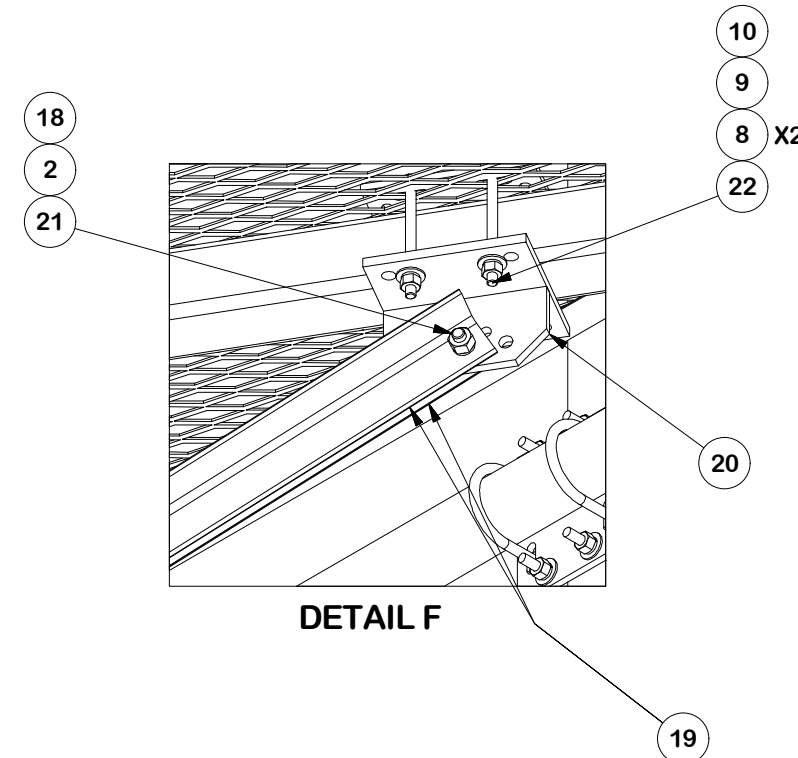
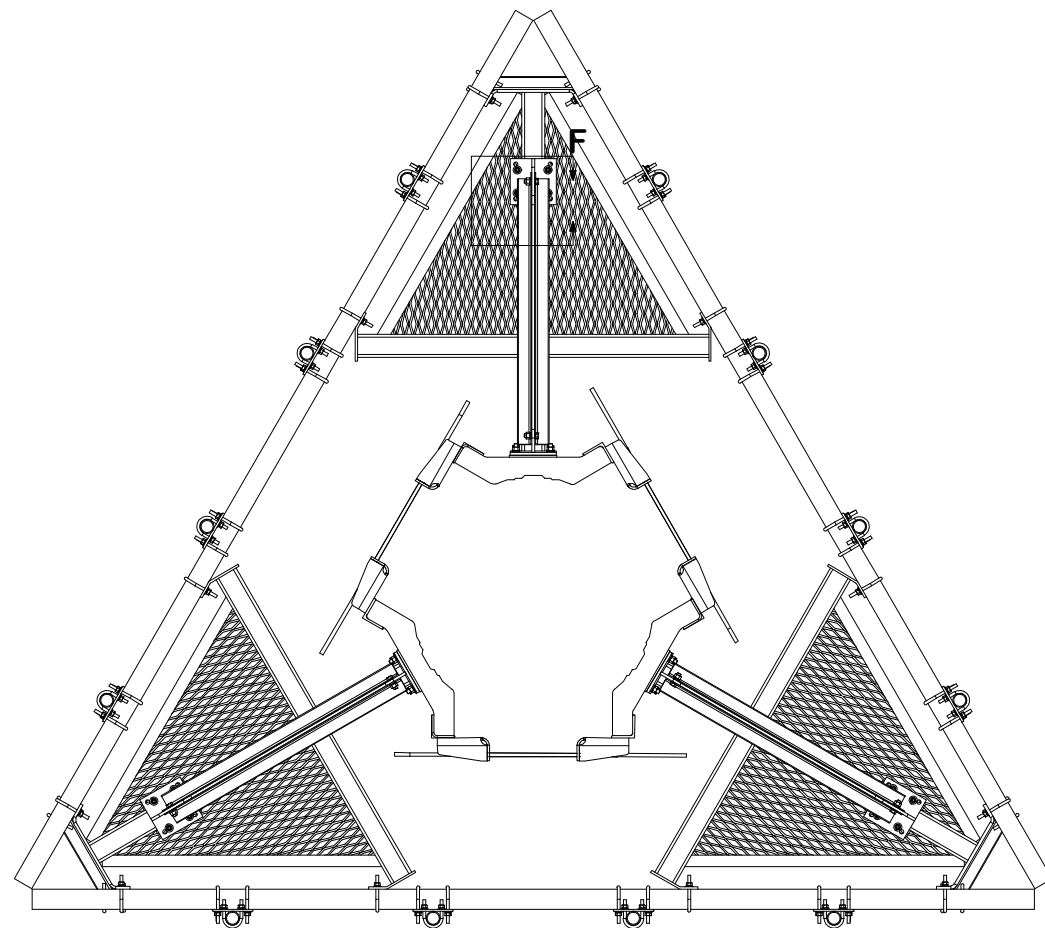
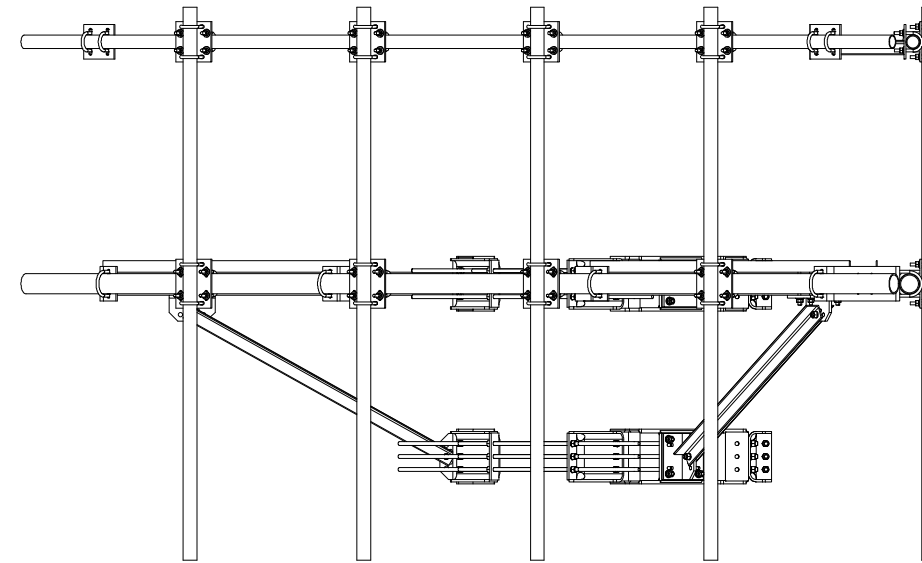
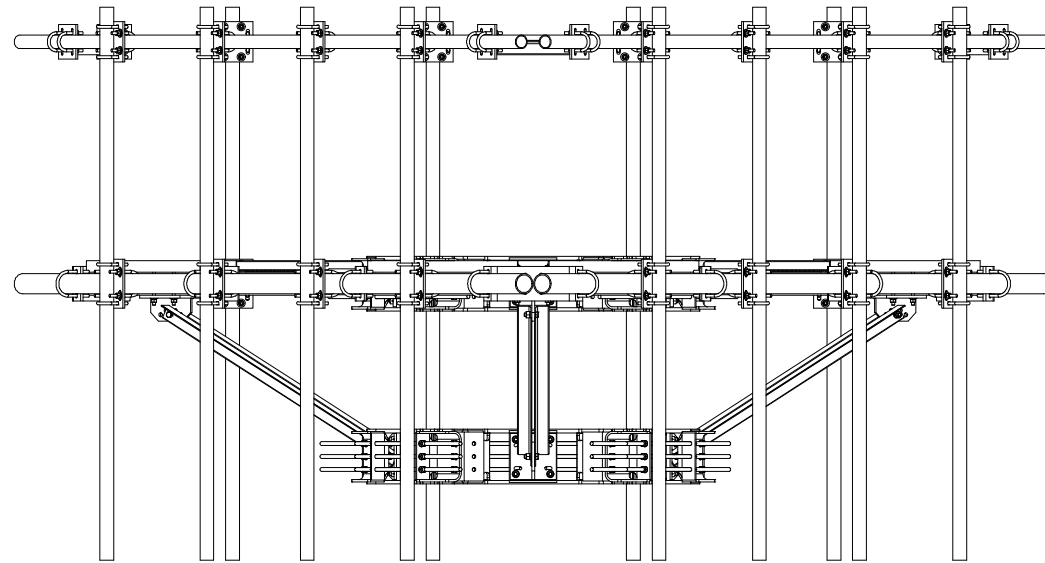
Engineering Support Team:  
 1-888-753-7446

Locations:  
 New York, NY  
 Atlanta, GA  
 Los Angeles, CA  
 Plymouth, IN  
 Salem, OR  
 Dallas, TX

REV	DESCRIPTION OF REVISIONS	CPD	BY	DATE
C	RELOCATED MOUNT PIPE POSITIONS		CSL	5/20/21
B	CHANGED X-253992 WITH X-TBW		CEK	9/20/2018
A	REPLACED HCP WITH X-AHCP	4488	CEK	7/14/2014
<b>REVISION HISTORY</b>				

CPD NO. <b>4488</b>	DRAWN BY <b>CEK 5/20/2021</b>	ENG. APPROVAL
CLASS <b>87</b>	SUB <b>02</b>	DRAWING USAGE <b>CUSTOMER</b>
CHECKED BY <b>BMC 7/16/2014</b>		

PART NO. <b>RMVP-496-HK</b>	<b>2 OF 3</b> PAGE
DWG. NO. <b>RMVP-496-HK</b>	



**TOLERANCE NOTES**

TOLERANCES ON DIMENSIONS, UNLESS OTHERWISE NOTED ARE:  
 SAWED, SHEARED AND GAS CUT EDGES ( $\pm 0.030''$ )  
 DRILLED AND GAS CUT HOLES ( $\pm 0.030''$ ) - NO CONING OF HOLES  
 LASER CUT EDGES AND HOLES ( $\pm 0.010''$ ) - NO CONING OF HOLES  
 BENDS ARE  $\pm 1/2$  DEGREE  
 ALL OTHER MACHINING ( $\pm 0.030''$ )  
 ALL OTHER ASSEMBLY ( $\pm 0.060''$ )

PROPRIETARY NOTE:  
 THE DATA AND TECHNIQUES CONTAINED IN THIS DRAWING ARE PROPRIETARY INFORMATION OF VALMONT INDUSTRIES AND CONSIDERED A TRADE SECRET. ANY USE OR DISCLOSURE WITHOUT THE CONSENT OF VALMONT INDUSTRIES IS STRICTLY PROHIBITED.

DESCRIPTION  
**14' 6" LOW PROFILE PLATFORM  
 WITH TWELVE 2-3/8" ANTENNA MOUNTING  
 PIPES, AND SUPPORT RAIL**

CPD NO. <b>4488</b>	DRAWN BY <b>CEK 5/20/2021</b>	ENG. APPROVAL
CLASS <b>87</b>	SUB <b>02</b>	DRAWING USAGE <b>CUSTOMER</b>
CHECKED BY <b>BMC 7/16/2014</b>		

**SITE PRO 1**  
 A valmont COMPANY

Engineering Support Team:  
 1-888-753-7446

Locations:  
 New York, NY  
 Atlanta, GA  
 Los Angeles, CA  
 Plymouth, IN  
 Salem, OR  
 Dallas, TX

REV	DESCRIPTION OF REVISIONS	CPD	BY	DATE
C	RELOCATED MOUNT PIPE POSITIONS		CSL	5/20/21
B	CHANGED X-253992 WITH X-TBW		CEK	9/20/2018
A	REPLACED HCP WITH X-AHCP	4488	CEK	7/14/2014
REVISION HISTORY				

PART NO. <b>RMVP-496-HK</b>	<b>3 OF 3</b> PAGE
DWG. NO. <b>RMVP-496-HK</b>	