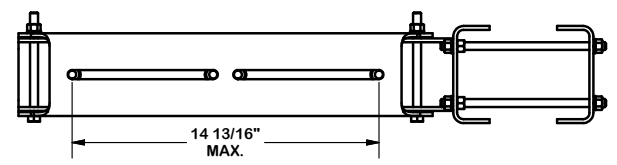
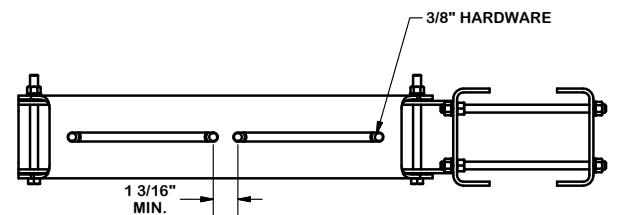
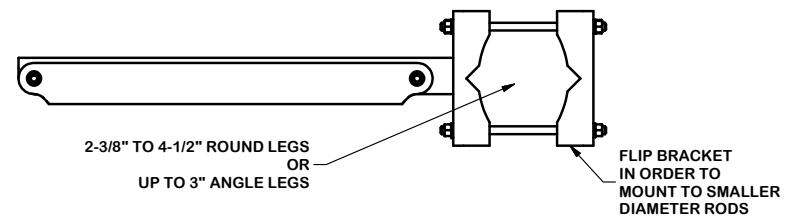


PARTS LIST					
ITEM	QTY	PART DESCRIPTION	LENGTH	UNIT WT.	NET WT.
1	2	MOUNTING ARM		8.99	17.97
2	2	CLAMP PLATE		2.35	4.69
3	2	SWIVEL MOUNT		6.65	13.30
4	8	3/8"-16 UNC X 8" GALV. THREADED ROD		0.25	2.00
5	20	3/8" GALV LOCK WASHER		0.01	0.13
6	28	3/8"-16 UNC GALV HEX NUT		0.02	0.52
7	4	3/8" X 5" GALV BOLT		0.18	0.71
8	8	3/8" SS FLAT WASHER		0.01	0.06
9	8	3/8" SS LOCK WASHER		0.01	0.05
TOTAL WT. #					39.43



TOLERANCE NOTES

TOLERANCES ON DIMENSIONS, UNLESS OTHERWISE NOTED ARE:
 SAWED, SHEARED AND GAS CUT EDGES ($\pm 0.030"$)
 DRILLED AND GAS CUT HOLES ($\pm 0.030"$) - NO CONING OF HOLES
 LASER CUT EDGES AND HOLES ($\pm 0.010"$) - NO CONING OF HOLES
 BENDS ARE $\pm 1/2$ DEGREE
 ALL OTHER MACHINING ($\pm 0.030"$)
 ALL OTHER ASSEMBLY ($\pm 0.060"$)

PROPRIETARY NOTE:
 THE DATA AND TECHNIQUES CONTAINED IN THIS DRAWING ARE PROPRIETARY INFORMATION OF VALMONT INDUSTRIES AND CONSIDERED A TRADE SECRET. ANY USE OR DISCLOSURE WITHOUT THE CONSENT OF VALMONT INDUSTRIES IS STRICTLY PROHIBITED.

DESCRIPTION
**RRU
 DUAL SWIVEL MOUNT**

SITE PRO 1
 A valmont COMPANY
 Engineering Support Team:
 1-888-753-7446
 Locations:
 New York, NY
 Atlanta, GA
 Los Angeles, CA
 Plymouth, IN
 Salem, OR
 Dallas, TX

CPD NO.	DRAWN BY CEK 1/12/2015	ENG. APPROVAL
CLASS 81	SUB 01	DRAWING USAGE SHOP
	CHECKED BY BMC	2/3/2015

PART NO.	RRUDSM	PAGE 1 OF 1
DWG. NO.	RRUDSM	