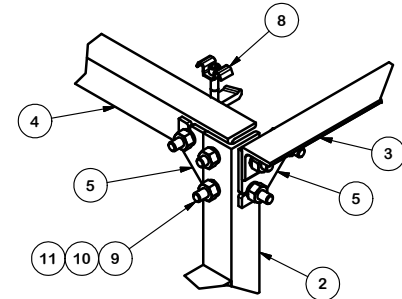
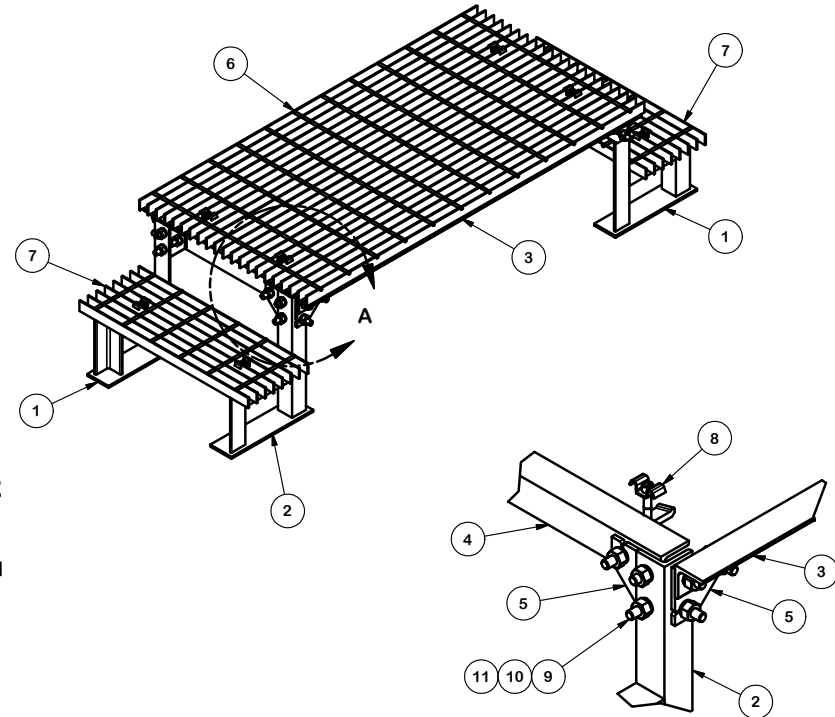
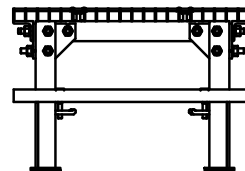
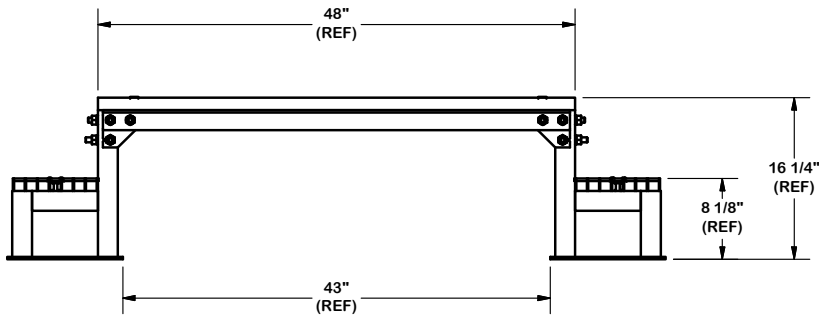
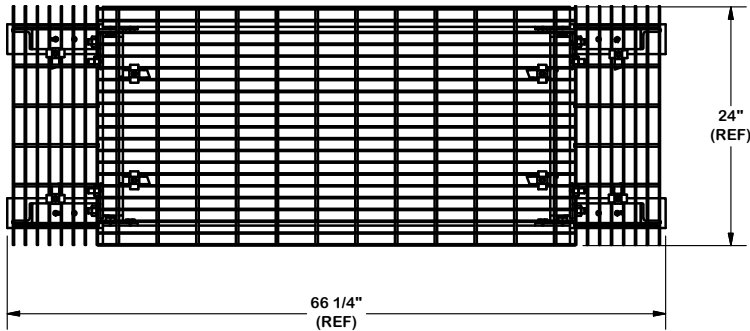


PARTS LIST						
ITEM	QTY	PART NO.	PART DESCRIPTION	LENGTH	UNIT WT.	NET WT.
1	2	500119	LEFT LEG WELDMENT		10.02	20.04
2	2	500124	RIGHT LEG WELDMENT		10.02	20.04
3	2	500125	2" X 2" X 1/4" ANGLE	47 in	13.16	26.33
4	2	500126	2" X 2" X 1/4" ANGLE	18 in	5.07	10.14
5	8	500127	CORNER PLATE	3 1/2 in	0.69	5.55
6	1	X-158335	STEEL GRATING - 23-7/8"W X 48"L		48.29	48.29
7	2	500129	STEEL GRATING - 8-7/16"W X 24"L		9.33	18.65
8	8	X-151174	BAR GRATING CONNECTION (LGF037)		0.36	2.84
9	24	141063	1/2" UNC HEX BOLT (GRADE 5)	1 3/4 in	0.16	3.88
10	24	312063	1/2" LOCK WASHER		0.01	0.33
11	24	312500	1/2" UNC HEX NUT (A563)		0.07	1.72
TOTAL WT. #						159.47



DETAIL A
GRATING REMOVED
FOR CLARITY

FINISH:
HOT DIP GALVANIZED.

TOLERANCE NOTES

TOLERANCES ON DIMENSIONS, UNLESS OTHERWISE NOTED ARE:
 SAWED, SHEARED AND GAS CUT EDGES ($\pm 0.030"$)
 DRILLED AND GAS CUT HOLES ($\pm 0.030"$) - NO CONING OF HOLES
 LASER CUT EDGES AND HOLES ($\pm 0.010"$) - NO CONING OF HOLES
 BENDS ARE $\pm 1/2$ DEGREE
 ALL OTHER MACHINING ($\pm 0.030"$)
 ALL OTHER ASSEMBLY ($\pm 0.060"$)

PROPRIETARY NOTE:
 THE DATA AND TECHNIQUES CONTAINED IN THIS DRAWING ARE PROPRIETARY INFORMATION OF VALMONT
 INDUSTRIES AND CONSIDERED A TRADE SECRET. ANY USE OR DISCLOSURE WITHOUT THE CONSENT OF
 VALMONT INDUSTRIES IS STRICTLY PROHIBITED.

DESCRIPTION
**STEP48
 GALVANIZED STEP-OVER
 INSTALLATION DETAIL**

SITE PRO 1
 Engineering Support Team:
 1-888-753-7446

Locations:
 New York, NY
 Atlanta, GA
 Los Angeles, CA
 Plymouth, IN
 Salem, OR
 Dallas, TX

REV	DESCRIPTION OF REVISIONS	CPD	BY	DATE
B	REDRAWN IN INV. UPDATED TO SP1 STANDARDS		KCB	1-22-2013
A	GENERAL REVISION		GLS	11-2-2009

CPD NO.	DRAWN BY	ENG. APPROVAL
	GLS 6/11/2009	
CLASS	DRAWING USAGE	CHECKED BY
81	CUSTOMER	CEK 1/23/2013

PART NO.	STEP48
DWG. NO.	STEP48