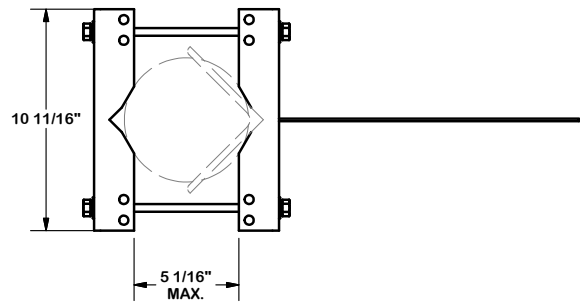
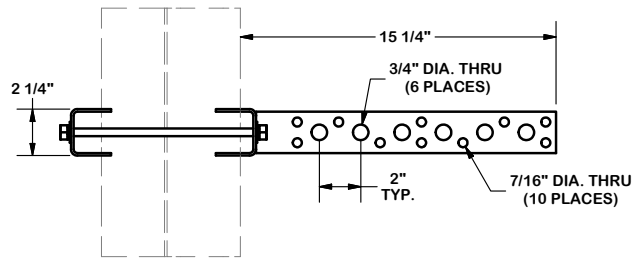
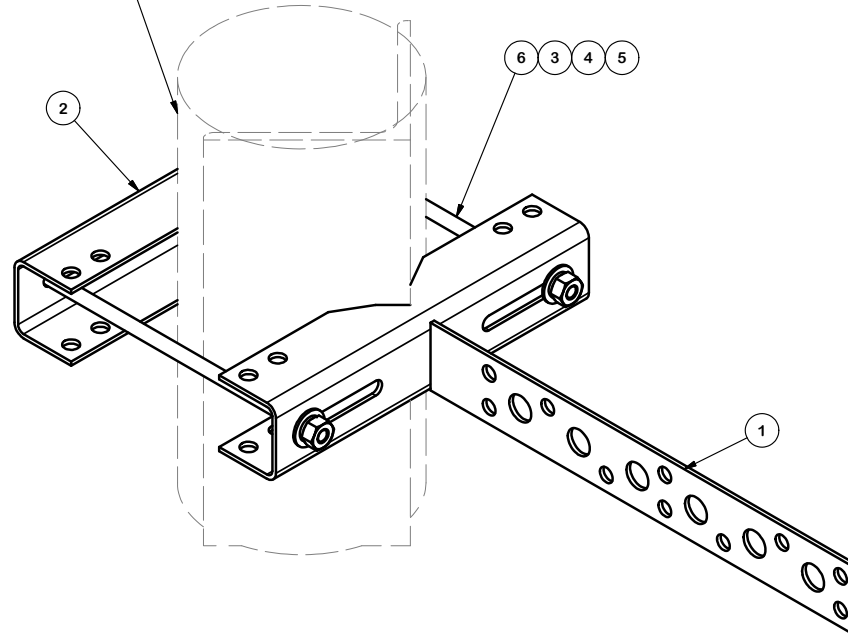


PARTS LIST						
ITEM	QTY	PART NO.	PART DESCRIPTION	LENGTH	UNIT WT.	NET WT.
1	1	X-T600	T-BRACKET WELDMENT FOR T600		2.79	2.79
2	1	UTB-BB	BACK BRACKET FOR UNIVERSAL T-BRACKETS		1.89	1.89
3	4	G38FW	3/8" HDG USS FLATWASHER		0.01	0.05
4	4	G38LW	3/8" HDG LOCKWASHER		0.01	0.03
5	4	G38NUT	3/8" HDG HEAVY 2H HEX NUT		0.03	0.14
6	2	G38R-9.75	3/8" x 9-3/4" THREADED ROD (HDG.)		0.35	0.70
					TOTAL WT. #	5.60



1-1/2" TO 6" ROUND MEMBER LEGS.
2-1/2" TO 5" 90° ANGLE LEGS.



TOLERANCE NOTES

TOLERANCES ON DIMENSIONS, UNLESS OTHERWISE NOTED ARE:
SAWED, SHEARED AND GAS CUT EDGES ($\pm 0.030"$)
DRILLED AND GAS CUT HOLES ($\pm 0.030"$) - NO CONING OF HOLES
LASER CUT EDGES AND HOLES ($\pm 0.010"$) - NO CONING OF HOLES
BENDS ARE $\pm 1/2$ DEGREE
ALL OTHER MACHINING ($\pm 0.030"$)
ALL OTHER ASSEMBLY ($\pm 0.060"$)

PROPRIETARY NOTE:
THE DATA AND TECHNIQUES CONTAINED IN THIS DRAWING ARE PROPRIETARY INFORMATION OF VALMONT INDUSTRIES AND CONSIDERED A TRADE SECRET. ANY USE OR DISCLOSURE WITHOUT THE CONSENT OF VALMONT INDUSTRIES IS STRICTLY PROHIBITED.

DESCRIPTION
UNIVERSAL T-BRACKET



Locations:
New York, NY
Atlanta, GA
Los Angeles, CA
Plymouth, IN
Salem, OR
Dallas, TX
Engineering Support Team:
1-888-753-7446

CPD NO.	DRAWN BY CEK 6/8/2011	ENG. APPROVAL
CLASS 81	SUB 02	DRAWING USAGE CUSTOMER
	CHECKED BY BMC 6/22/2011	

PART NO.	T600	PAGE	1 OF 1
DWG. NO.	T600		