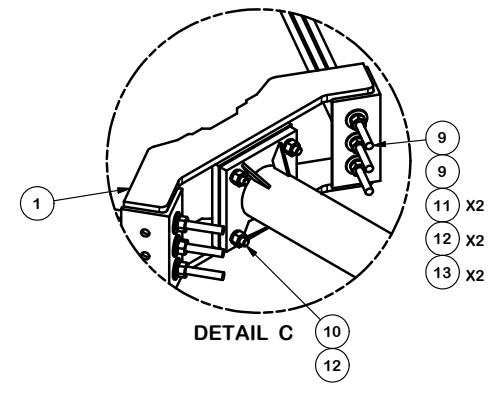
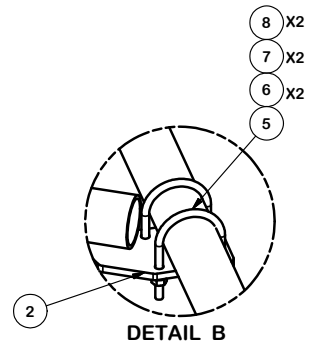


PARTS LIST						
ITEM	QTY	PART NO.	PART DESCRIPTION	LENGTH	UNIT WT.	NET WT.
1	3	X-LWRM	RING MOUNT WELDMENT		68.81	206.42
2	3	X-ULP	SUPPORT ARM WELDMENT		103.07	309.20
5	12	X-UB1306	1/2" X 3-5/8" X 6" X 3" U-BOLT (HDG.)		0.26	3.08
6	24	G12FW	1/2" HDG USS FLATWASHER	0.095	0.03	0.82
7	24	G12LW	1/2" HDG LOCKWASHER	.125	0.01	0.33
8	24	G12NUT	1/2" HDG HEAVY 2H HEX NUT		0.07	1.72
9	9	G58R-24	5/8" X 24" GALV THREADED ROD		2.20	19.76
9	9	G58R-48	5/8" X 48" GALV THREADED ROD		4.39	39.52
10	12	A58234	5/8" x 2-3/4" HDG A325 HEX BOLT	2.75	0.36	4.27
11	18	G58FW	5/8" HDG USS FLATWASHER	.122	0.07	1.27
12	30	G58LW	5/8" HDG LOCKWASHER	.156	0.03	0.78
13	30	G58NUT	5/8" HDG HEAVY 2H HEX NUT	5/8	0.13	3.90
14	3	P3150	3-1/2" X 150" SCH 40 GALVANIZED PIPE	150.000 in	94.80	284.40
					TOTAL WT. #	882.32

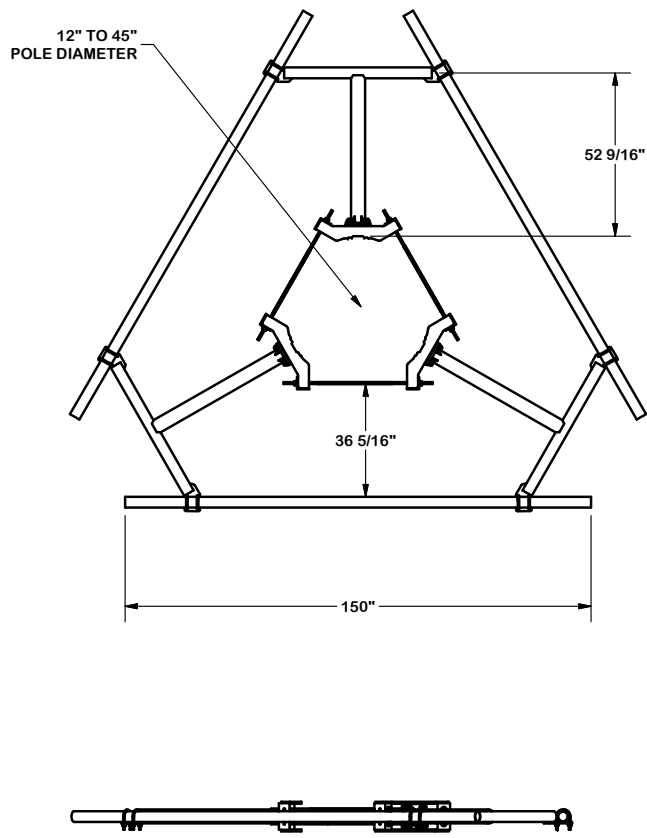


TOLERANCE NOTES
 TOLERANCES ON DIMENSIONS, UNLESS OTHERWISE NOTED ARE:
 SAWED, SHEARED AND GAS CUT EDGES ($\pm 0.030"$)
 DRILLED AND GAS CUT HOLES ($\pm 0.030"$) - NO CONING OF HOLES
 LASER CUT EDGES AND HOLES ($\pm 0.010"$) - NO CONING OF HOLES
 BENDS ARE $\pm 1/2$ DEGREE
 ALL OTHER MACHINING ($\pm 0.030"$)
 ALL OTHER ASSEMBLY ($\pm 0.060"$)

PROPRIETARY NOTE:
 THE DATA AND TECHNIQUES CONTAINED IN THIS DRAWING ARE PROPRIETARY INFORMATION OF VALMONT INDUSTRIES AND CONSIDERED A TRADE SECRET. ANY USE OR DISCLOSURE WITHOUT THE CONSENT OF VALMONT INDUSTRIES IS STRICTLY PROHIBITED.

DESCRIPTION		ULTRA LOW PROFILE RIDGED T-ARM	
CPD NO.	DRAWN BY	ENG. APPROVAL	
5416	CEK 7/6/2015	7/5/2015	
CLASS	SUB	DRAWING USAGE	CHECKED BY
81	01	CUSTOMER	BMC 7/5/2015

 A valmont COMPANY	Locations: New York, NY Atlanta, GA Los Angeles, CA Plymouth, IN Salem, OR Dallas, TX
	Engineering Support Team: 1-888-753-7446
PART NO.	ULP12-NP
DWG. NO.	ULP12-NP



TOLERANCE NOTES

**TOLERANCES ON DIMENSIONS, UNLESS OTHERWISE NOTED ARE:
 SAWED, SHEARED AND GAS CUT EDGES (± 0.030 ")
 DRILLED AND GAS CUT HOLES (± 0.030 ") - NO CONING OF HOLES
 LASER CUT EDGES AND HOLES (± 0.010 ") - NO CONING OF HOLES
 BENDS ARE $\pm 1/2$ DEGREE
 ALL OTHER MACHINING (± 0.030 ")
 ALL OTHER ASSEMBLY (± 0.060 ")**

**PROPRIETARY NOTE:
 THE DATA AND TECHNIQUES CONTAINED IN THIS DRAWING ARE PROPRIETARY INFORMATION OF VALMONT
 INDUSTRIES AND CONSIDERED A TRADE SECRET. ANY USE OR DISCLOSURE WITHOUT THE CONSENT OF
 VALMONT INDUSTRIES IS STRICTLY PROHIBITED.**

DESCRIPTION
**ULTRA LOW PROFILE
 RIDGED T-ARM**



Engineering Support Team:
 1-888-753-7446

Locations:
 New York, NY
 Atlanta, GA
 Los Angeles, CA
 Plymouth, IN
 Salem, OR
 Dallas, TX

A valmont COMPANY

CPD NO. 5416	DRAWN BY CEK	7/6/2015	ENG. APPROVAL 7/6/2015
CLASS 81	SUB 01	DRAWING USAGE CUSTOMER	CHECKED BY BMC
			7/6/2015

PART NO. ULP12-NP	PAGE 2 OF 2
DWG. NO. ULP12-NP	

REV	DESCRIPTION OF REVISIONS	CPD	BY	DATE
A	ADDED 10' 6" ANTENNA MOUNTING PIPES	5416	CEK	7/2/2015
REVISION HISTORY				