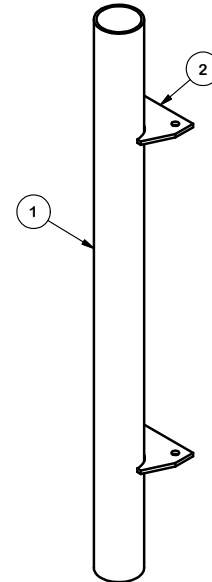
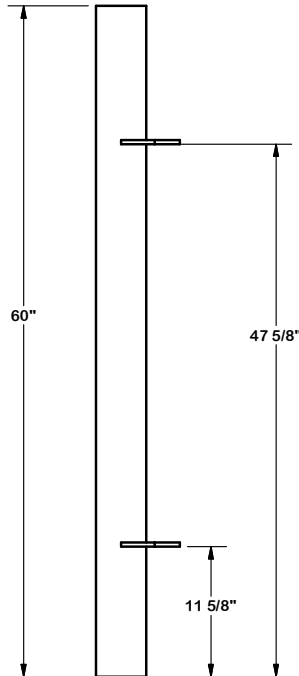
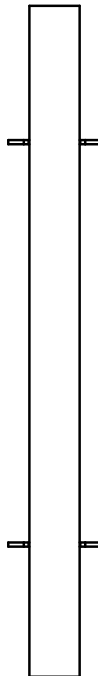
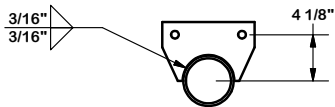


PARTS LIST					
ITEM	QTY	PART NO.	PART DESCRIPTION	LENGTH	UNIT WT.
1	1	351690	4" SCH. 40 PIPE (4.5" O.D. x 0.237" WALL)(Fy = 35 Ksi Min.)	60 in	54.08
2	2	X-99618	PIPE MOUNT WELDMENT BRACKET	5 1/4 in	3.20
TOTAL WT. #					60.48



FINISH:
HOT DIP GALVANIZED.

TOLERANCE NOTES

TOLERANCES ON DIMENSIONS, UNLESS OTHERWISE NOTED ARE:
SAWED, SHEARED AND GAS CUT EDGES ($\pm 0.030"$)
DRILLED AND GAS CUT HOLES ($\pm 0.030"$) - NO CONING OF HOLES
LASER CUT EDGES AND HOLES ($\pm 0.010"$) - NO CONING OF HOLES
BENDS ARE $\pm 1/2$ DEGREE
ALL OTHER MACHINING ($\pm 0.030"$)
ALL OTHER ASSEMBLY ($\pm 0.060"$)

PROPRIETARY NOTE:
THE DATA AND TECHNIQUES CONTAINED IN THIS DRAWING ARE PROPRIETARY INFORMATION OF VALMONT INDUSTRIES AND CONSIDERED A TRADE SECRET. ANY USE OR DISCLOSURE WITHOUT THE CONSENT OF VALMONT INDUSTRIES IS STRICTLY PROHIBITED.

DESCRIPTION

PIPE MOUNT
WELDMENT

CPD NO.	DRAWN BY CEK 9/19/2011	ENG. APPROVAL
CLASS	DRAWING USAGE SHOP	CHECKED BY BMC 9/20/2011



Engineering
Support Team:
1-888-753-7446

Locations:
New York, NY
Atlanta, GA
Los Angeles, CA
Plymouth, IN
Salem, OR
Dallas, TX

PART NO.	X-B965
DWG. NO.	X-B965