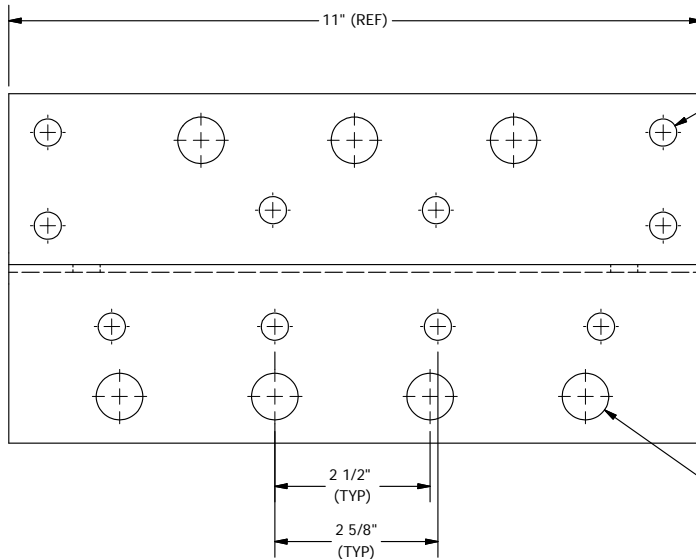
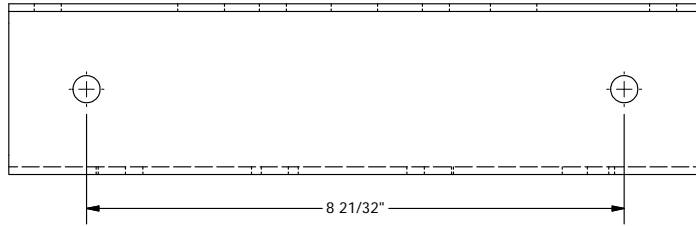
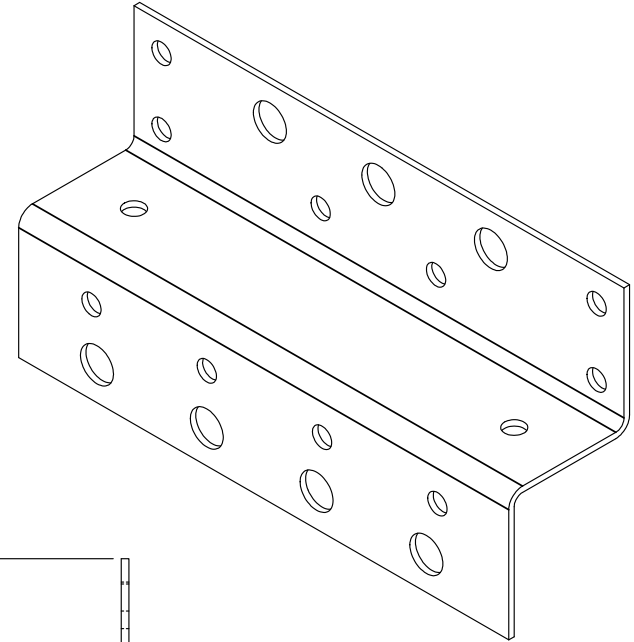
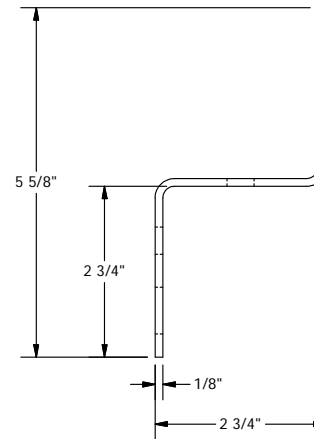


PARTS LIST						
ITEM	QTY	PART NO.	PART DESCRIPTION	LENGTH	UNIT WT.	NET WT.
1	1	ZB12	1/8" MILL PLATE (Fy=35 Ksi Min)	11 in	3.16	3.16



7/16" DIA THRU HOLE
12 PLACES

3/4" DIA THRU HOLE
7 PLACES



TOLERANCE NOTES

**TOLERANCES ON DIMENSIONS, UNLESS OTHERWISE NOTED ARE:
SAWED, SHEARED AND GAS CUT EDGES ($\pm 0.030"$)
DRILLED AND GAS CUT HOLES ($\pm 0.030"$) - NO CONING OF HOLES
LASER CUT EDGES AND HOLES ($\pm 0.010"$) - NO CONING OF HOLES
BENDS ARE $\pm 1/2$ DEGREE
ALL OTHER MACHINING ($\pm 0.030"$)
ALL OTHER ASSEMBLY ($\pm 0.060"$)**

PROPRIETARY NOTE:
THE DATA AND TECHNIQUES CONTAINED IN THIS DRAWING ARE PROPRIETARY INFORMATION OF VALMONT INDUSTRIES AND CONSIDERED A TRADE SECRET. ANY USE OR DISCLOSURE WITHOUT THE CONSENT OF VALMONT INDUSTRIES IS STRICTLY PROHIBITED.

DESCRIPTION
**Z-BRACKET FOR 4 RUNS
GALVANIZED**



Locations:
New York, NY
Atlanta, GA
Los Angeles, CA
Plymouth, IN
Salem, OR
Dallas, TX
Engineering Support Team:
1-888-753-7446

CPD NO.	DRAWN BY	ENG. APPROVAL
81	KC8 5/17/2012	CEK 7/11/2012
CLASS	SUB	DRAWING USAGE
81	02	CUSTOMER

PART NO.	ZB12
DWG. NO.	ZB12