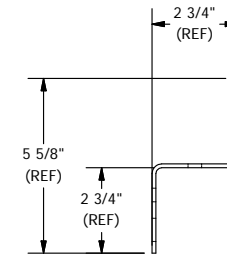
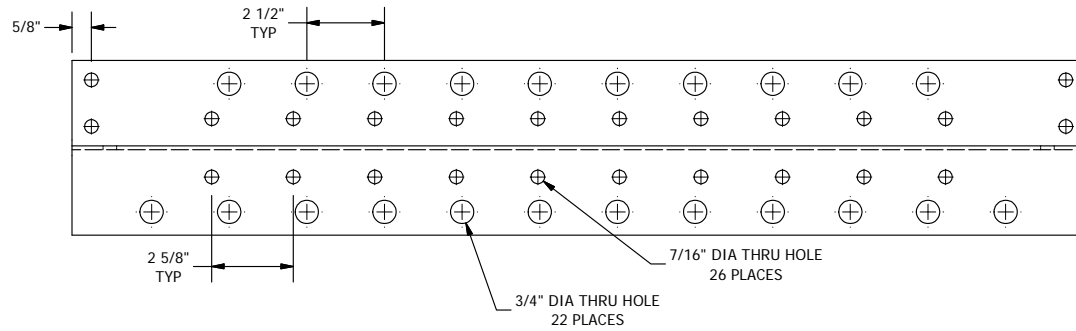
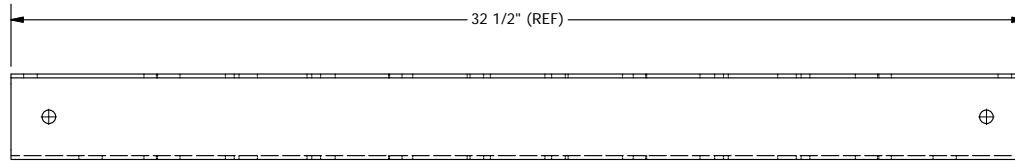
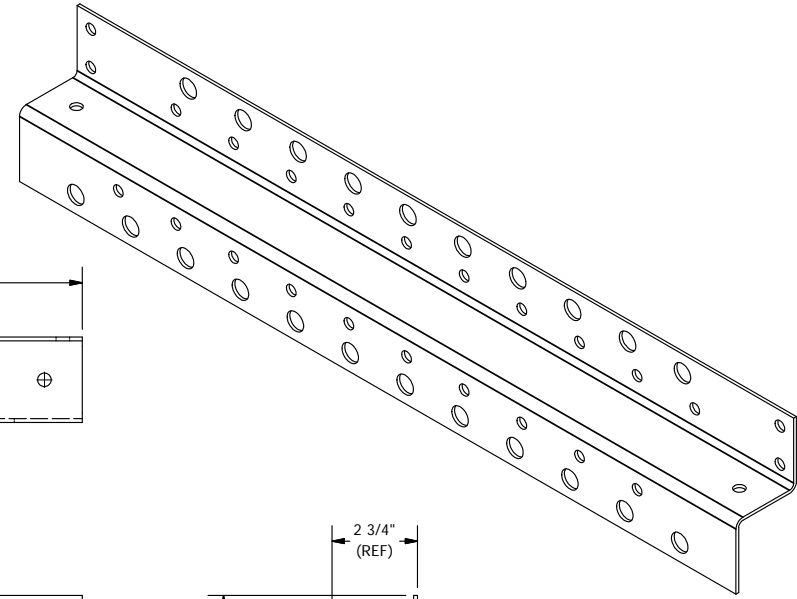


PARTS LIST						
ITEM	QTY	PART NO.	PART DESCRIPTION	LENGTH	UNIT WT.	NET WT.
1	1	ZB36	Z-BRACKET WALL MOUNT FOR 12 RUNS OF COAX	32 1/2 in	9.26	9.26



**TOLERANCE NOTES**

**TOLERANCES ON DIMENSIONS, UNLESS OTHERWISE NOTED ARE:  
 SAWED, SHEARED AND GAS CUT EDGES ( $\pm 0.030$ )  
 DRILLED AND GAS CUT HOLES ( $\pm 0.030$ ) - NO CONING OF HOLES  
 LASER CUT EDGES AND HOLES ( $\pm 0.010$ ) - NO CONING OF HOLES  
 BENDS ARE  $\pm 1/2$  DEGREE  
 ALL OTHER MACHINING ( $\pm 0.030$ )  
 ALL OTHER ASSEMBLY ( $\pm 0.060$ )**

**PROPRIETARY NOTE:  
 THE DATA AND TECHNIQUES CONTAINED IN THIS DRAWING ARE PROPRIETARY INFORMATION OF VALMONT  
 INDUSTRIES AND CONSIDERED A TRADE SECRET. ANY USE OR DISCLOSURE WITHOUT THE CONSENT OF  
 VALMONT INDUSTRIES IS STRICTLY PROHIBITED.**

DESCRIPTION  
**Z-BRACKET WALL MOUNT  
 FOR 12 RUNS  
 GALVANIZED**

**SITE PRO 1**  
 Engineering Support Team:  
 1-888-753-7446

Locations:  
 New York, NY  
 Atlanta, GA  
 Los Angeles, CA  
 Plymouth, IN  
 Salem, OR  
 Dallas, TX

CPD NO.	DRAWN BY	ENG. APPROVAL
81	KC8 5/17/2012	CEK 7/11/2012
CLASS	SUB	DRAWING USAGE
81	02	CUSTOMER

PART NO.	ZB36
DWG. NO.	ZB36